

"SNB" WOOD TOP WORK TABLES

w/Stainless Steel Base & Bracing - 1 3/4" Thick Top

FEATURES:

- 1-3/4" Thick Northern Hard Rock Maple Top
- Maple Top w/Oil Finish w/Optional Varnique Finish
- Type 300 Stainless Steel Base And Bracing w/#4 Polish, Satin Finish
- Bracing Adjustable To Desired Height
- Adjustable Bullet Feet
- Shipped Knocked-Down, Easy-To-Assemble

SPECIFICATIONS:

- Top: Northern Hard Rock Maple
- Legs: 1-5/8" Round O.D. 18GA Type 300 Tubular Stainless Steel w/#4 Polish, Satin Finish
- Bracing: 1-1/4" Round O.D. 18GA Type 300 Tubular Stainless Steel
- Gussets: Stainless Steel
- Feet: 1" Adjustable Stainless Steel

CERTIFICATIONS:



ACCESSORIES

DESCRIPTION

Drawer

Drawer Lock

Casters

Overshelves

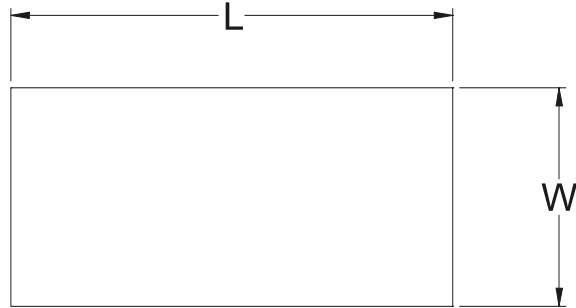
Pot Rack

"SNB" WOOD TOP WORK TABLES

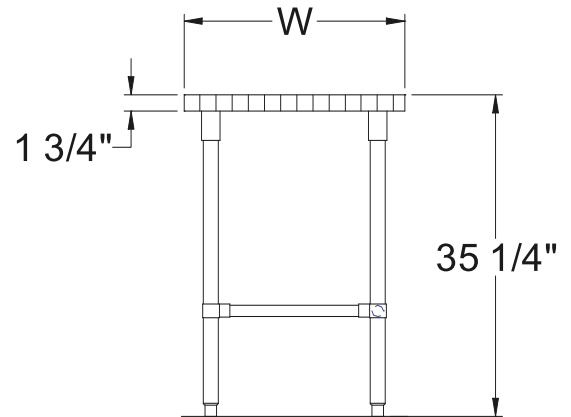
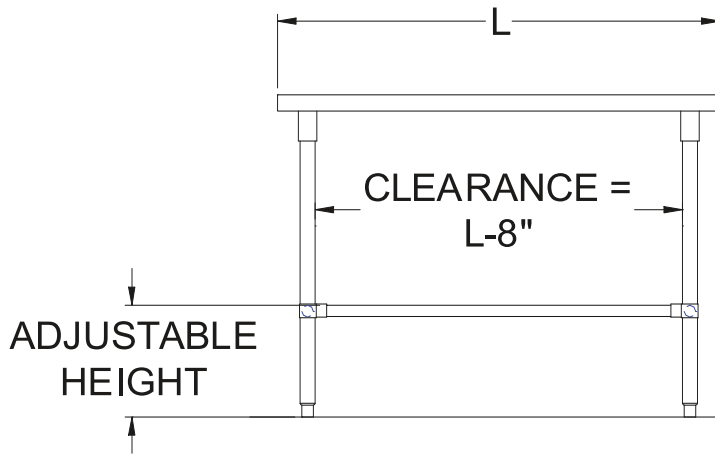
LENGTH	24" WIDE	WT (LBS)	30" WIDE	WT (LBS)	36" WIDE	WT (LBS)
36"	SNB01	68	SNB07	80	SNB13	92
48"	SNB02	84	SNB08	100	SNB14	116
60"	SNB03	100	SNB09	120	SNB15	140
72"	SNB04	116	SNB10	140	SNB16	164
84"	SNB04A	142	SNB10A	171	SNB16A	198
96"	SNB05	159	SNB11	191	SNB17	222
108"	SNB05A	174	SNB11A	210	SNB17A	245
120"	SNB06	192	SNB12	231	SNB18	270

ALL DIMENSIONS ARE TYPICAL. TOLERANCE +/- .500". JOHN BOOS & CO. RESERVES THE RIGHT TO CHANGE SPECIFICATIONS WITHOUT NOTICE.

DETAILED SPECIFICATIONS



Units 7 Ft. & Larger Are
Furnished With Six Legs
Shelf Length = Length Minus 4.875"
Shelf Width = Width Minus 4.25"



"SNB" WOOD TOP WORK TABLES

LENGTH	24" WIDE	WT (LBS)	30" WIDE	WT (LBS)	36" WIDE	WT (LBS)
36"	SNB01	68	SNB07	80	SNB13	92
48"	SNB02	84	SNB08	100	SNB14	116
60"	SNB03	100	SNB09	120	SNB15	140
72"	SNB04	116	SNB10	140	SNB16	164
84"	SNB04A	142	SNB10A	171	SNB16A	198
96"	SNB05	159	SNB11	191	SNB17	222
108"	SNB05A	174	SNB11A	210	SNB17A	245
120"	SNB06	192	SNB12	231	SNB18	270

ALL DIMENSIONS ARE TYPICAL. TOLERANCE +/- .500". JOHN BOOS & CO. RESERVES THE RIGHT TO CHANGE SPECIFICATIONS WITHOUT NOTICE.