

"PB-DIS1014-3" PRO-BOWL HAND SINKS

Drop-In, (3) 10"x14"x10" Deep Bowl

FEATURES:

- Fabricated
- All Sink Bowls Have Large Liberal Radii Corners
- Includes 3-1/2" Basket Drain
- Deck Mount Faucet Holes - 4" On-Center

SPECIFICATIONS:

- Bowl: Stainless Steel Tops Are TIG Welded, Exposed Welds Are Polished To Match Adjacent Surface
- Bowl: Type 300 Stainless Steel Polish, Satin Finish
- Bracket: Type 300 Stainless Steel Polish, Satin Finish
- Drain: 3-1/2" Drain Opening, With 1-1/2" NPS Outlet Connection

CERTIFICATIONS:



PB-DISINK101410-3

ACCESSORIES

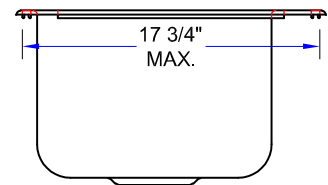
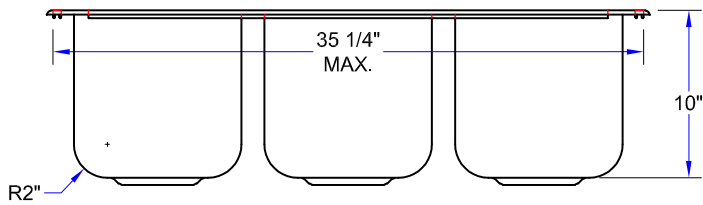
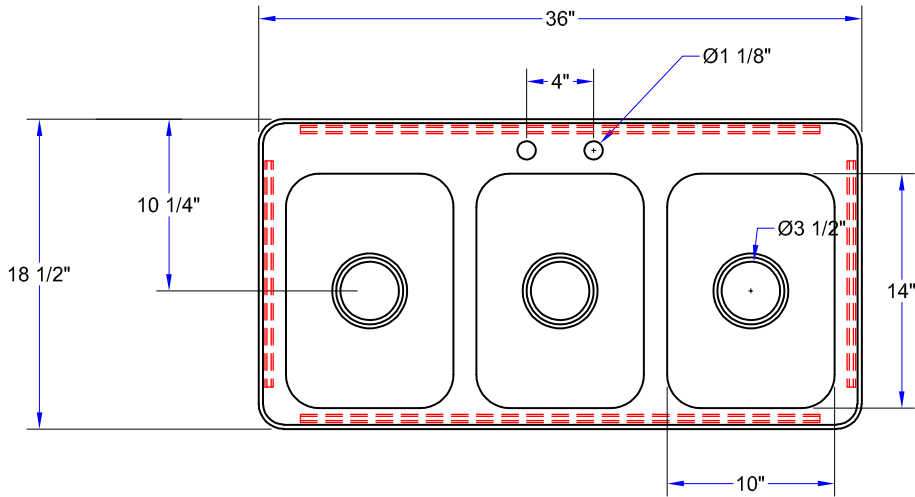
- MODEL**
- Faucets
- ADA Wrist Blades
- Towel Dispenser
- Lever Wastes
- Over Flows
- P-Traps

"PB-DIS1014-3" PRO-BOWL HAND SINKS

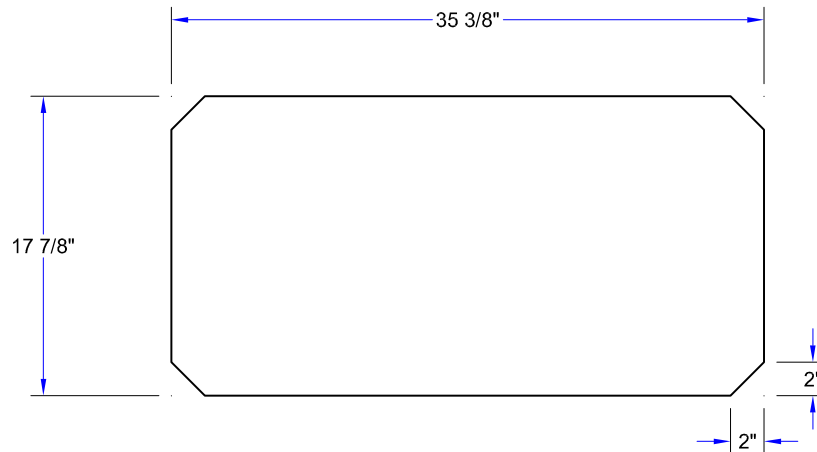
MODEL	BOWL SIZE (L X W X H)	OVERALL SINK SIZE (L X W X H)	WEIGHT (LBS)
PB-DISINK101410-3	(3) 10"x14"x10"	36"x18-1/2"x10"	33

ALL DIMENSIONS ARE TYPICAL. TOLERANCE +/- .500". JOHN BOOS & CO. RESERVES THE RIGHT TO CHANGE SPECIFICATIONS WITHOUT NOTICE.

DETAILED SPECIFICATIONS



CUT-OUT SIZE



"PB-DIS1014-3" PRO-BOWL HAND SINKS

MODEL	BOWL SIZE (L X W X H)	OVERALL SINK SIZE (L X W X H)	WEIGHT (LBS)
PB-DISINK101410-3	(3) 10"x14"x10"	36"x18-1/2"x10"	33

ALL DIMENSIONS ARE TYPICAL. TOLERANCE +/- .500". JOHN BOOS & CO. RESERVES THE RIGHT TO CHANGE SPECIFICATIONS WITHOUT NOTICE.