

3-BOWL SOILED DISH TABLE

DISH TABLES - 3 BOWLS

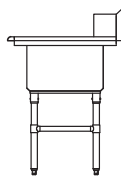
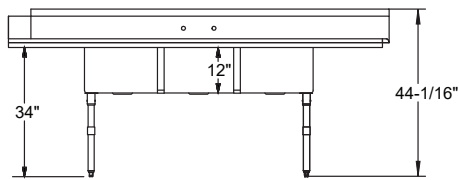
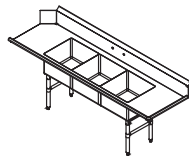
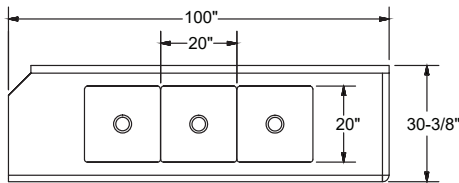


MATERIALS

- 18 Gauge 300 Series Stainless Steel Top
 - Galvanized Legs, Gussets, and Bracing
 - Plastic Bullet Feet



**COMPATIBLE WITH
NEW NBR FAUCETS!
SEE PAGE 75**



SDT3-202012R20 Shown

FEATURES

- Designed to Fit Into Dish Machine (Left OR Right Side)
- 10" Backsplash with 2" Return to Wall At 45°
- Two Sets of 8" On-Center Wall-Mounted Faucet Holes
- 3-1/2" Die-Stamped Drain Openings With Drain Baskets Included
- Two 20" Drainboards (1 on Each Side)
- Adjustable Bullet Feet

| MODEL NUMBER | BOWL SIZE L X W X H | LENGTH | WIDTH | DRAINBOARD SIZE |
|----------------|---------------------|--------|---------|-----------------|
| SDT3-202012L20 | 20" x 20" x 12" | 100" | 30-3/8" | 20" |
| SDT3-202012R20 | 20" x 20" x 12" | 100" | 30-3/8" | 20" |