



Project _____
 AIA # _____ SIS # _____
 Item # _____ Quantity _____ C.S.I. Section 114000



LXGnR advansys
ENERGY RECOVERY
ADA-Compliant



STANDARD FEATURES

- + ADA compliant – compact 31" unit height fits easily under 34" ADA countertops
- + Racks per hour – Light 30 / Normal 24
- + .62 gallons of water per cycle
- + Steam elimination and energy recovery
- + Hot water sanitization
- + AutoClean cycle washes down inside of machine at shutdown
- + User-friendly smart touchscreen controls
- + Wi-Fi connectivity
- + SmartConnect App with machine status, temperature logs, error code reporting, and usage analysis
- + Temperature and chemical alerts (lockouts available)
- + Sense-A-Temp™ 70°F rise electric booster heater
- + Chemical pumps with auto-prime for detergent and rinse aid
- + Soft start to protect glassware
- + Single, cold water connection
- + Complete Delime™ with Delime Notification, Auto Dispensing and Booster Guard™
- + Deep drawn stainless steel tank
- + Revolving upper and lower anti-clogging interchangeable wash arms
- + Snap-in revolving upper and lower interchangeable rinse arms
- + 2-stage wash tank filtration
- + Energy saver mode
- + Automatic pumped rinse and drain
- + 12" door opening
- + Automatic fill
- + Electric tank heat
- + Two dishracks – one peg and one combination

OPTIONS & ACCESSORIES (Available at extra cost)

- Wine rack
- Water hammer arrestor kit
- Power cord kit
- Drain water tempering kit
- Splash reduction panel
- Door lock (prevents door from opening until completion of cycle)
- Trim strip
- Pumped drain air gap kit

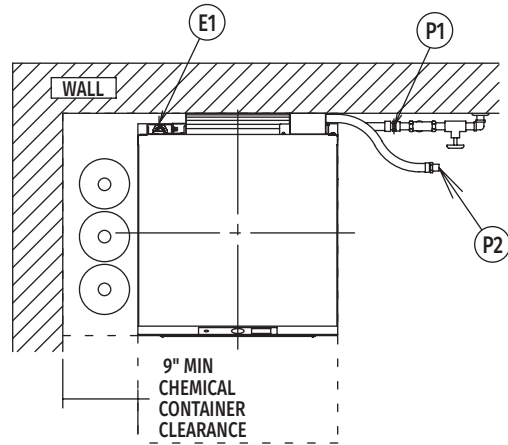
SPECIFIER STATEMENT

Specified unit will be NSF rated, ADA compliant Advansys undercounter with hot water sanitization utilizing only cold water supply and energy recovery. Features 12" door opening, up to 30 racks per hour, .62 gallons per cycle, Complete Delime™ with Delime Notification, Auto Dispensing and Booster Guard™, soft start, AutoClean, color touchscreen with Wi-Fi and SmartConnect App connectivity, low temperature and chemical alerts, advanced diagnostics and service connection, rinse aid, detergent and delime pumps. Constructed of stainless steel.

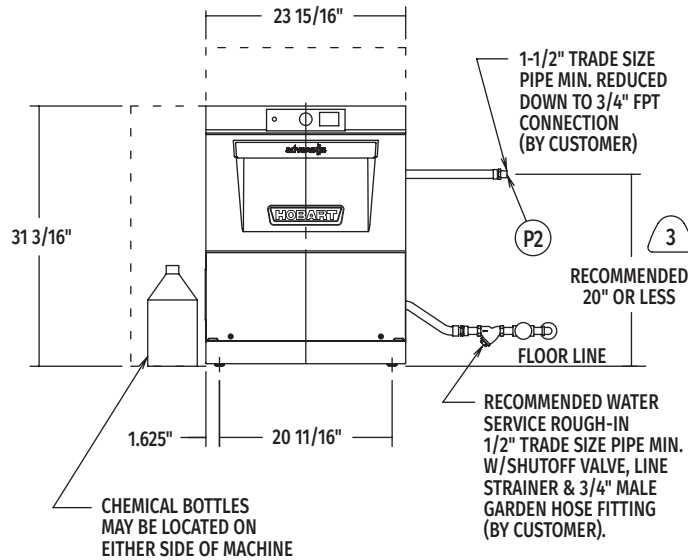
1-year parts and labor warranty.

LXn SERIES – LXGnR advansys ENERGY RECOVERY

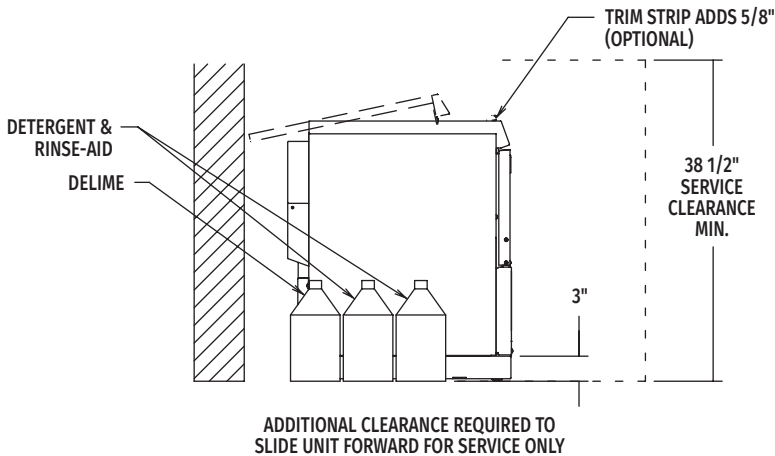
Approved by _____ Date _____ Approved by _____ Date _____



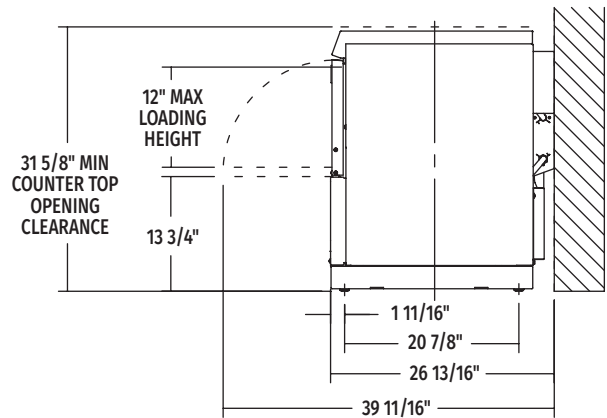
Top View



Front View



Left Side View



Right Side View

MODEL:
LXGnR 3" STAND
00-563662
REV: A3

CAD and/or Revit Files Available



LEGEND

Electrical Connections	
E1	Electrical connection: 1-3/8" dia. hole for 1" trade size conduit; 10-5/8" AFF.
Plumbing Connections	
P1	Single fill and rinse connection: 3/4" female garden hose fitting on 6' long hose supplied with machine; 55-85° F (cold) recommended for LXnR.
P2	Common drain connection: 5/8" barb fitting with 6' long hose supplied with machine.

WARNING: Electrical and grounding connections must comply with the applicable portions of the National Electrical Code and/or other local electrical codes.

Plumbing connections must comply with applicable sanitary, safety and plumbing codes. Drain and fill line configurations vary, some methods are shown on this drawing.

NOTICE

Required flowing water pressure to the dishmachine is 15-65 PSIG. If pressures higher than 65 PSIG are present, a pressure regulating valve must be installed in the water line to the dishmachine (by others).

Pressure gauge not required on pumped rinse machines.

Important: The chemical containers should be placed no higher than 16" above floor.

If chemical containers are to be placed in cabinet adjacent to machine, a 1/2" dia. hole is required in the cabinet to run chemical supply line.

Notes:

- All vertical machine dimensions taken from floor may be increased by 1".
- Moist air escapes from the door.
Use only moisture resistant materials adjacent to dishmachine sides and top.
- A vent hood is not recommended above the undercounter dishmachine since it does not produce excessive vapors.

Plumbing Notes:

- Water hammer arrestor (meeting ASSE-1010 Standard or equivalent) to be supplied (by others) in common water supply line at service connection.
- Recommended water hardness to be 3 grains or less for best results.
- If drain hose is looped above a sink, the loop must not exceed 41" AFF.
- Backflow prevention provided by NSF-approved air gap device.

SPECIFICATIONS

Capacities

Cycle Time (seconds)	Light 119 / Normal 148
Racks per Hour	Light 30 / Normal 24
Tank Capacity – Gallons	2.9

Motor Horsepower

Wash	0.85
Rinse	0.19

Water Consumption

U.S. Gallons per Cycle	0.62
U.S. Gallons per Hour (maximum use)	18.6
Peak Drain Flow – U.S. Gallons per Minute	4.0

Temperatures °F

Wash	150
Rinse	180
Incoming Water Temperature (minimum recommended)	55-80

Heating

Tank Heat, electric (kW)	1.8
Electric Booster (kW)	4.9

Standard 20" x 20" Rack Complement

Combination	1
Peg	1

Shipping Weight (approximate) 210 lbs.

Crated Dimensions 34"W x 24"L x 27"H

Heat Output, BTU/Hour	
Latent	Sensible
1,100	2,000

(E1) STANDARD ELECTRICAL OPTIONS

Tank Heat, Booster, Pump & Controls			
Voltage	Rated Amps	Minimum Supply Circuit Ampacity	Maximum Protective Device
120/208-240(3W)/60/1*	34.0	40	40

NOTE: For supply connections, use copper wire only rated at 90°C minimum.

*This system requires three power wires which includes a current carrying neutral, an additional fourth wire must be provided for machine ground.

Dishmachine not provided with internal GFCI protection.

As continued product improvement is a policy of Hobart, specifications are subject to change without notice.