

## "BT1S" WOOD TOP UTILITY TABLES

### *1 3/4" Thick Top w/4" Coved Riser On Back*

#### FEATURES:

- 1-3/4" Thick Northern Hard Rock Maple Top
- Top Is Finished With Penetrating Oil With Optional Natural Clear Varnique Finish
- 3 Tier Drawer Unit
- Stainless Steel Base And Bracing Type 300 Stainless Steel, With #4 Polish, Satin Finish
- Adjustable Bullet Feet
- Shipped Knocked-Down, Easy-To-Assemble

#### SPECIFICATIONS:

- Base: Stainless Steel Bases Are TIG Welded, Exposed Welds Are Polished To Match Adjacent Surface
- Top: 1-3/4" Thick Hard Rock Maple Finished With Penetrating Oil
- Drawer: Panels - 20GA Stainless Steel
- Unit: Front Drawer - 14GA Reinforced With 1-1/2" Square O.D. Tubing Type 300 Stainless Steel With #4 Polish, Satin Finish
- Legs: 1-5/8" Round O.D., 16GA Type 300 Tubular Stainless Steel With #4 Polish, Satin Finish
- Gussets: Stainless Steel
- Feet: 1" Adjustable Stainless Steel Bullet Feet



#### CERTIFICATIONS:



#### ACCESSORIES

##### DESCRIPTION

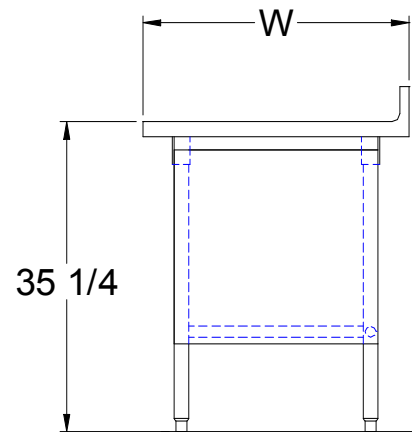
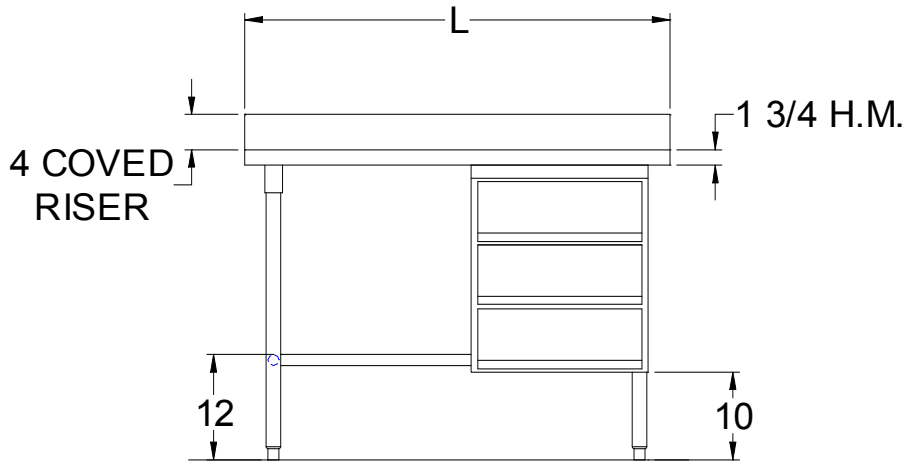
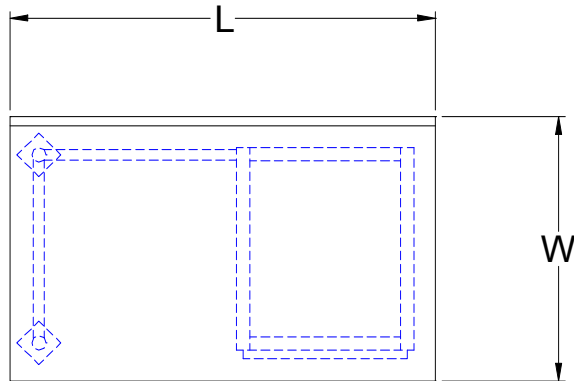
- Drawer Locks
- Casters
- Overshelves
- Pot Rack

#### "BT1S" WOOD TOP UTILITY TABLES

MODEL	SIZE (L X W)	WT (LBS)
BT1S01	48"x30"	150
BT1S02	60"x30"	170
BT1S03	72"x30"	193
BT1S03A	84"x30"	217
BT1S04	96"x30"	241

ALL DIMENSIONS ARE TYPICAL. TOLERANCE +/- .500". JOHN BOOS & CO. RESERVES THE RIGHT TO CHANGE SPECIFICATIONS WITHOUT NOTICE.

# DETAILED SPECIFICATIONS



## "BT1S" WOOD TOP UTILITY TABLES

MODEL	SIZE (L X W)	WT (LBS)
BT1S01	48"x30"	150
BT1S02	60"x30"	170
BT1S03	72"x30"	193
BT1S03A	84"x30"	217
BT1S04	96"x30"	241

ALL DIMENSIONS ARE TYPICAL. TOLERANCE +/- .500". JOHN BOOS & CO. RESERVES THE RIGHT TO CHANGE SPECIFICATIONS WITHOUT NOTICE.