



Your Solutions Partner

Specifications

F.O.B. Sedalia, Missouri 65301



G-5-DLSS

OPTIONS:

- 14 gauge tops
- Foodshields
- Trayslides
- Thermostat. Robertshaw
- Adaptor plates
- Veneered panels
- Powder coat paint colors
- 1/2" poly cutting surface added integral top

AGENCY LISTINGS:



DUKE MANUFACTURING CO.
 2305 N. Broadway
 St. Louis, MO 63102
 800.735.3853 Toll Free
 314.231.5074 Fax
 www.dukemfg.com
 SS-1109 Steam Table Gas - Deluxe

Specification subject to change



Approval Stamp(s):

PRODUCT INFORMATION:

PROJECT: _____

ITEM: _____

QUANTITY: _____

MODEL:

Thurmaduke® Steamtables Hot Food Units - Gas - Deluxe

- G-2-DLPG/G-2-DLSS 2 top openings
- G-3-DLPG/G-3-DLSS 3 top openings
- G-4-DLPG/G-4-DLSS 4 top openings
- G-5-DLPG/G-5-DLSS 5 top openings
- G-6-DLPG/G-6-DLSS 6 top openings

TOP:

- One piece, 16 gauge, 300 Series stainless steel
- Top openings die - stamped. 12" x 20"
- Integral carving/work surface

HEAT COMPARTMENTS:

- Individual burners
- Individual adjustable gas valves
- Individual galvanized steel radiation plates
- Safety pilots
- Gas pressure regulator for unit
- 2500 BTU/hour per burner
- 676 spillage pans - (1) per compartment
- 12" x 20" stainless steel liner, 8" deep

BODY AND INTERIOR SHELF:

- 300 Series stainless steel
- or
- Paint grip steel
- End panels die-stamped
- 6" polished stainless steel adjustable legs

INTEGRAL DISHSHELF:

- Heavy gauge, one piece stainless steel - 81/2" wide
- Housing for control knobs, thermostats and master switch
- Wire knob guards

THURMADUKE® STEAMTABLES - HOT FOOD - GAS - DELUXE

Catalog No. TST-DGASHOT

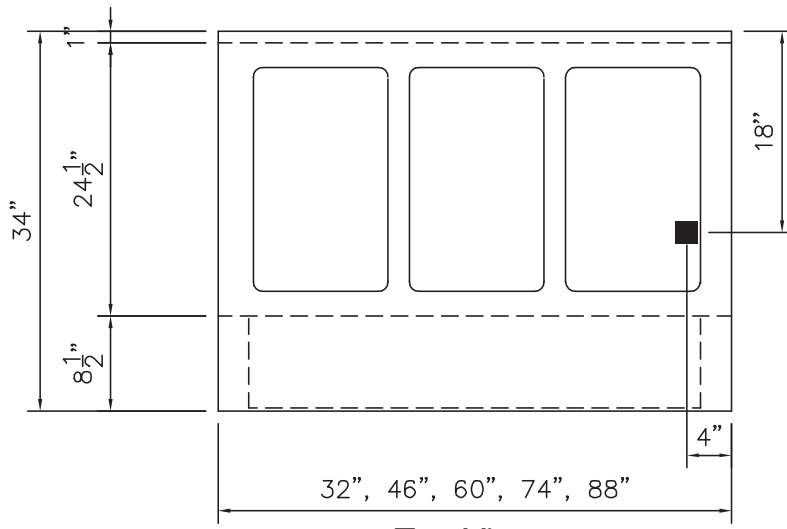
A.I.A. File No. 35-C-13

Thurmaduke®

A.I.A. File No. 35-C-13

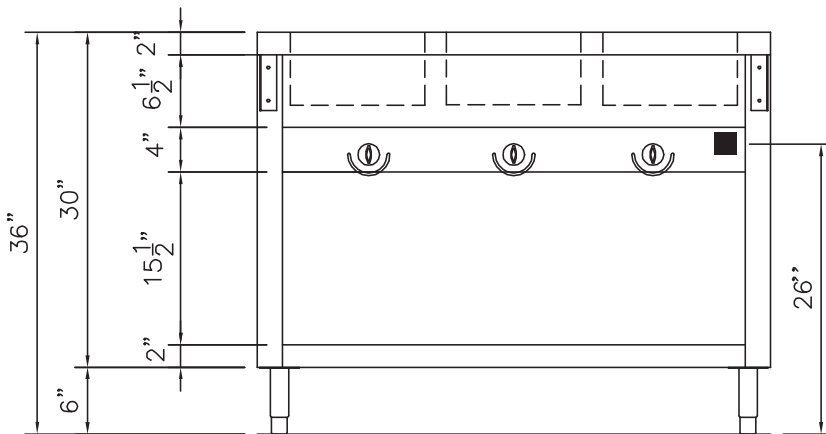
Catalog No. TST-DGASHOT

THURMADUKE® STEAMTABLES - HOT FOOD - GAS - DELUXE

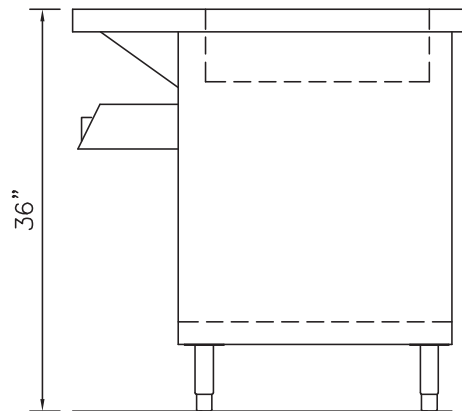


Top View

POWER SUPPLY		
Model	# of Burners	Total BTU
G-2-DLPG/SS	2	7,000
G-3-DLPG/SS	3	7,500
G-4-DLPG/SS	4	14,000
G-5-DLPG/SS	5	17,500
G-6-DLPG/SS	6	21,000
■ GAS CONNECTION - 1/2" I.P.S		



Front View



End View

DIMENSIONS:

FREIGHT CLASS: 150

Model		Length		Width		Height		Top Openings	Cube ft. Crated	Weight	
Enameled	Stainless	in	cm	in	cm	in	cm			lbs	kg
G-2-DLPG	G-2-DLSS	32	81.3	34	86.4	36	91.4	2	36.8	255	115.9
G-3-DLPG	G-3-DLSS	46	116.8	34	86.4	36	91.4	3	50.3	335	152.3
G-4-DLPG	G-4-DLSS	60	152.4	34	86.4	36	91.4	4	63.9	410	186.4
G-5-DLPG	G-5-DLSS	74	188.0	34	86.4	36	91.4	5	77.4	495	225.0
G-6-DLPG	G-6-DLSS	88	223.5	34	86.4	36	91.4	6	91.0	595	270.5

NOTE: Specify natural gas or propane gas when ordering.

For high altitude orifice, specify elevation.

Sliding doors NOT available, casters not available

NO combustible materials should be stored on the bottom shelf of gas unit



Duke Manufacturing Co.
2305 N. Broadway
St. Louis, MO 63102

Phone: 314-231-1130
Toll Free: 1-800-735-3853
Fax: 314-231-5074

www.dukemfg.com

Printed in U.S.A
© 2019, Duke Manufacturing Co.