



BEVERAGE-AIR

| | |
|-----------------|------|
| Project: _____ | AIA# |
| Item: _____ | |
| Location: _____ | SIS# |
| Approved: _____ | |

DD58HC DIRECT DRAW DISPENSER: CLUB TOP

DRAFT BEER EQUIPMENT-DIRECT DRAW DISPENSER

**MODEL:
DD58HC-1-C-B**

DD58HC Solid Door Club Top Dual Towers With Single Faucets
Hydrocarbon Series



**7 Year Parts/Labor Warranty
7 Year Compressor Warranty**

CABINET CONSTRUCTION

- Exterior features durable black painted steel with galvanized steel back
- Top is made from heavy-duty stainless steel including drip tray
- Interior is galvanized steel on walls and ceiling, reinforced floor and doorsill are heavy-duty stainless steel
- Club top, easy glide stainless steel lids for additional storage of glasses, cans or bottles, includes (1) epoxy coated shelf and (1) basket
- Full electronic control
- Dual towers with single faucets
- 3-in-1 Draft solution uses a single stainless-steel tap to serve different beverages, such as wine, beer, and coffee (or other non-alcoholic beverages) through silver-lined, anti-microbial tubing that is 100% effective against the top 4 beverage spoiling bacteria
- 3" Stainless steel insulated dispensing tower
- Drain tube located at bottom front of cooler for connection to floor drain
- Door locks
- Self-closing doors with 120° stay-open feature
- Magnetic gaskets provide positive door seal
- Field reversible doors (hinge kit not included)
- Compressor available on left or right, specify at time of unit order

OPTIONS & ACCESSORIES

- Stainless steel interior lining
- Stainless steel back
- Glass door
- Shelves
- Shelf clips
- Wine/coffee models
- Faucet locks
- Glass rinser
- Right or left hinged door
- 2"- 3" Casters or 6" black legs
- No draft/hole cover option
- Remote option* (see note on back on page)

REFRIGERATION SYSTEM

- Refrigeration system uses R290 refrigerant to comply with all environmental concerns
- Automatic, non-electric defrost
- Epoxy coated evaporator coil
- Maintains product temperatures between 36°F and 38°F



Please verify qualifying units by visiting:
www.energystar.gov/cfs

3779 Champion Blvd., Winston-Salem, NC 27105
1-888-845-9800 Fax: 1-336-245-6453
Beverage-Air.com Sales@bevair.com



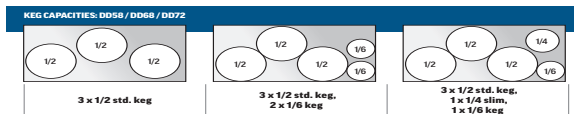
BEVERAGE-AIR

Bar Equipment-Direct Draw Dispenser Club Top Model: DD58HC-1-C-B

| MODEL | DD58HC-1-C-B |
|--------------------------------------|---|
| EXTERNAL DIMENSIONAL DATA | |
| Width Overall | 59" |
| Depth Overall | 29 ¹ / ₁₆ " |
| Height Overall (floor to top of tap) | 52 ⁵ / ₈ " |
| Number of Doors | 2 |
| Depth with Door Open 90° | 50 ⁷ / ₁₆ " |
| Door Openings (in) | 21 ¹ / ₁₆ " x 30" |
| INTERNAL DIMENSIONAL DATA | |
| NET Capacity (cubic ft.) | 21.86 |
| Internal Width Useable (in) | 46" |
| Internal Depth Overall (in) | 23 ¹ / ₈ " |
| Internal Height Overall (in) | 27 ³ / ₈ " |
| Number of 1/2 Kegs | 3 |
| ELECTRICAL DATA | |
| Full Load Amperes | 2.5 |
| REFRIGERATION DATA | |
| Horsepower | 1/4 |
| Capacity (BTU/Hr) | 1702 |
| Heat Rejection (BTU/Hr) | 2553 |
| Charge (lbs/grams/ounces) | 0.2094 / 95 / 3.35 |
| SHIPPING DATA | |
| Gross Weight - Crated | 342 lbs |
| Height - Crated | 45" |
| Width - Crated | 62" |
| Depth - Crated | 32" |

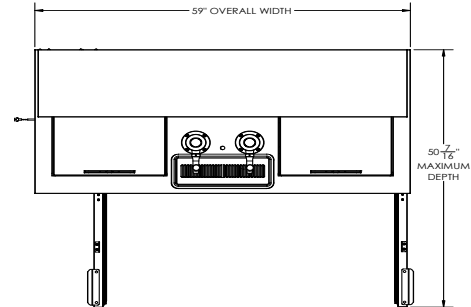
*NOTE: Remote units are field wired and come with 6" legs. Refrigerant must be specified at time of order.

We reserve the right to change specifications and product design without notice. Such revisions do not entitle the buyer to corresponding changes, improvements, additions or replacements for previously purchased equipment. Dimensional tolerances +/- 1/4". Metric dimensions (MM).

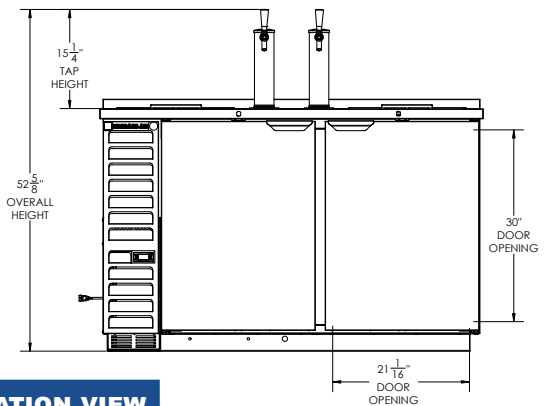


Model Views

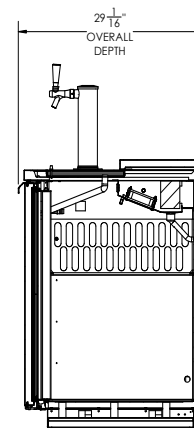
Required Clearance: 0" all sides



PLAN VIEW



ELEVATION VIEW



SIDE VIEW

ELECTRICAL CONNECTION



115/60/1
NEMA 5-15P

Unit pre-wired at factory and include 8' long cord and plug set.

