



# ATLAS METAL

1135 N.W. 159th DRIVE, MIAMI, FLORIDA 33169

TEL 305.625.2451

TOLL FREE 800.762.7565

FAX 305.623.0475

WWW.ATLASFOODSERV.COM

SALES@ATLASFOODSERV.COM

Project: \_\_\_\_\_

Item No.: \_\_\_\_\_

Quantity: \_\_\_\_\_

## DROP-IN SERVING EQUIPMENT



WCM-HP-3

### HOT/COLD PAN

Dual Temp.

Hot or Cold Service

(For Hot Mode)

Water Must Be Used

WCM-HP-2

WCM-HP-3

WCM-HP-4

WCM-HP-5

WCM-HP-6

### SPECIFICATIONS

**TOP:** Constructed of 18 gauge, type 304 stainless steel, die stamped with a raised perimeter bead. There shall be a solid vinyl gasket under the beaded edge to form a seal to the counter top, thus preventing seepage or marring of the counter top. Embossed mounting lugs are provided along the inner surface of the top to hold a full set of removable separator channels in place.

**LINER:** The inner liner shall be 18 gauge, type 304 stainless steel, one piece construction, all welded, ground and polished to a uniform finish. All corners are covered with a minimum 1/4" radius. The liner has copper tubing firmly soldered to the exterior sides. A 3/4" dia. drain with strainer, 4" copper nipple, and valve is provided.

**INSULATION:** The pan is fully insulated with high density fiberglass, 1-3/8" thick on all sides, 1-1/2" thick on the bottom and enclosed with a 22 gauge galvanized steel outer case.

**HEATING ELEMENT:** An immersion type heating element is provided in the bottom of the pan along with a perforated stainless steel sheath cover. A thermostat control is included. **Please note: the element must be submerged in water to operate properly.**

**REFRIGERATION SYSTEM:** The compressor housing shall be fabricated from 14 gauge galvanized angles and bolted to the base of the unit. A fully self-contained condensing unit is provided with a hermetically sealed compressor and a thermostat control. The system is fully charged with CFC free refrigerant and ready to operate.

**NOTE:** Proper ventilation must be provided in counter.

**ELECTRICAL:** The unit is pre-wired with a hot/cold selector switch that prevents dual operation, with the required thermostat controls and pilot light. The unit is provided with a 6' long, 3-wire cord and a twist lock plug.

*Specifications subject to change without notice.*

### STANDARD FEATURES

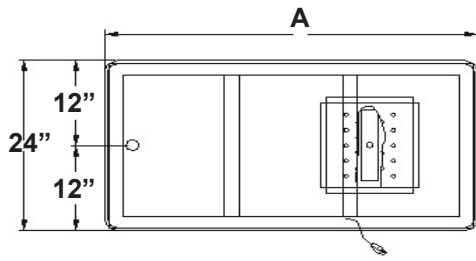
- Dual Temp. - a hot serving unit becomes a refrigerated cold pan at the flip of a switch
- Fully insulated for energy savings
- Factory applied gasket - makes installation a snap and seals units to the counter top, thus eliminating seepage
- Accommodates standard 12" X 20" pans with the use of separator channel(s), or fractional size pans with the use of optional adapter bars.
- 1-Year Parts & Labor Warranty
- NSF Certified; UL Listed

### ACCESSORIES

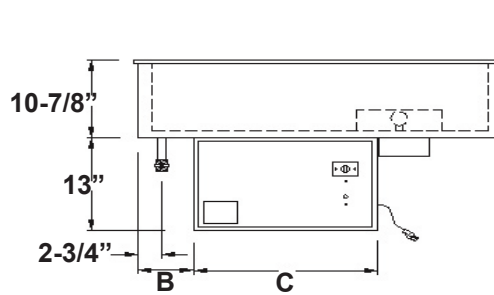
- **5YW** - 5-Year Compressor Warranty
- Stainless Steel adapter bars (pg DI-51-52)
- Stainless Steel adapter plates (pg DI-51-52)
- **CP** - Cover Plate with handles, S/S
- **RSHP** - Remote Switch for counter mounting
- **RDVE** - Rear Drain Valve Extension
- **AF** - Automatic water fill
- \* **220 Volt - 50 Cycle** Compressor

\*Please see Operation & Installation Manual for ALL operation and maintenance details.

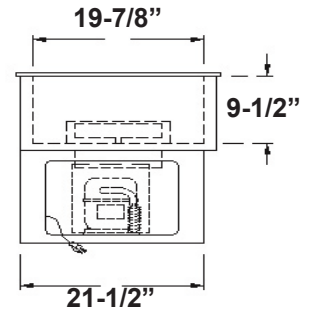
\* Units with these accessories are not currently UL listed.



PLAN VIEW



ELEVATION



END VIEW

MODEL	PAN OPENINGS	PAN SIZE	"A"	"B"	"C"	COUNTER CUT-OUT REQUIRED	ELECTRICAL CHARACTERISTICS		SHIP WT. (LBS.)
							HOT OPERATION	COLD OPERATION	
WCM-HP-2	2	19-7/8" X 25-1/2" X 9-1/2" (50.4 X 64.7 X 24.1cm)	29-3/4" (75.5cm)	4-3/8" (11cm)	14" (35.5cm)	23-1/4" X 28-3/4" (59 X 73cm)	16.7 amps. - 2KW - 120V	4.2 amps. - 120V - 1/5 HP	189 (85.7kg)
WCM-HP-3	3	19-7/8" X 39-1/4" X 9-1/2" (50.4 X 99.6 X 24.1cm)	43-1/2" (110.4cm)	6-1/2" (16.5cm)	21-1/2" (54.6cm)	23-1/4" X 42-1/2" (59 X 107.9cm)	16.7 amps. - 2KW - 120V	4.2 amps. - 120V - 1/5 HP	219 (99.3kg)
WCM-HP-4	4	19-7/8" X 53" X 9-1/2" (50.4 X 134.6 X 24.1cm)	57-1/4" (145.4cm)	6-1/2" (16.5cm)	21-1/2" (54.6cm)	23-1/4" X 56-1/4" (59 X 142.8cm)	14.4 amps. - 3KW - 208V 12.5 amps. - 3KW - 240V	6.2 amps. - 120V - 1/4 HP 6.2 amps. - 120V - 1/4 HP	255 (115.7kg)
WCM-HP-5	5	19-7/8" X 66-3/4" X 9-1/2" (50.4 X 169.5 X 24.1cm)	71" (180.3cm)	6-1/2" (16.5cm)	21-1/2" (54.6cm)	23-1/4" X 70" (59 X 177.8cm)	19.3 amps. - 4KW - 208V 16.7 amps. - 4KW - 240V	6.5 amps. - 120V - 1/3 HP 6.5 amps. - 120V - 1/3 HP	268 (121.6kg)
WCM-HP-6	6	19-7/8" X 80-1/2" X 9-1/2" (50.4 X 204.4 X 24.1cm)	84-3/4" (215.2cm)	6-1/2" (16.5cm)	21-1/2" (54.6cm)	23-1/4" X 83-3/4" (59 X 212.7cm)	19.3 amps. - 4KW - 208V 16.7 amps. - 4KW - 240V	6.5 amps. - 120V - 1/3 HP 6.5 amps. - 120V - 1/3 HP	336 (152.4kg)

\* Units are wired to prevent simultaneous operation in the hot and cold mode.

REFRIGERATION CHART							
MODEL	HP	REF.	OZ.	LOW PSIG.	HIGH PSIG.	BTU M10 90A	OPERATING TEMP
WCM-HP-2	1/5	R513A	9	8	175	450	32 TO 40 F
WCM-HP-3	1/5	R513A	10	8	175	450	32 TO 40 F
WCM-HP-4	1/4	R513A	10.5	8	175	720	32 TO 40 F
WCM-HP-5	1/3	R513A	13	8	175	850	32 TO 40 F
WCM-HP-6	1/3	R513A	14.5	8	175	850	32 TO 40 F

REMOTE REFRIGERATION MODEL	LESS COMP. SHIP WT. (LBS.)
WCM-HPX-2	148 (67.1kg)
WCM-HPX-3	178 (80.7kg)
WCM-HPX-4	208 (94.3kg)
WCM-HPX-5	222 (100.7kg)
WCM-HPX-6	290 (131.5kg)

\*\*\*NOTE\*\*\*WCMHP-X REQUIRED A SOLENOID PACKAGE AND RSHP - REMOTE CONTROL PANEL

**REFRIGERATED COLD PAN WITHOUT COMPRESSOR REQUIRED:**

**COMPRESSORS FOR REMOTE INSTALLATIONS**

SOLENOID PACKAGE, LOOSE: SOLENOID VALVE, SOLENOID COIL & COOPER FITTING  
SOLENOID PACKAGE, FACTORY INSTALLED: SOLENOID BOX, SOLENOID VALVE, COIL & COOPER FITTING

**2029-1M7** - 1/5 HP for WCM-HPX-2, & 3  
**2029-2M7** - 1/4 HP for WCM-HPX-4  
**2029-4M7** - 1/3 HP for WCM-HPX-5 & 6

\*\*\*\*ORDERS NOT FINAL UNTIL REFRIGERANT APPROVED\*\*\*\*