



# Symphony™ ice and water dispensers

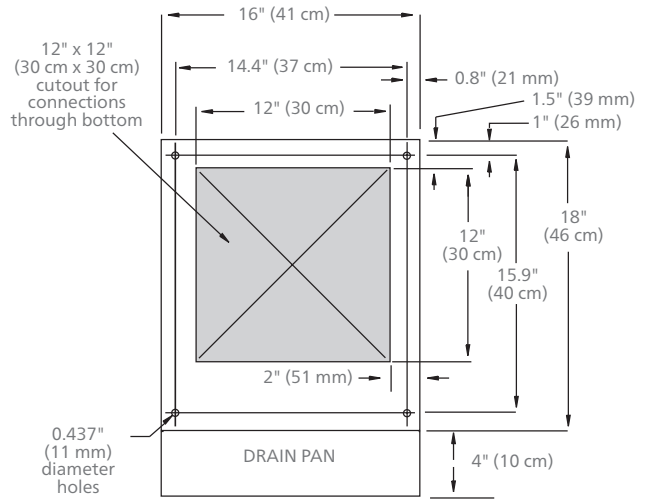
## counter cutout detail

### Important notes for all countertop models

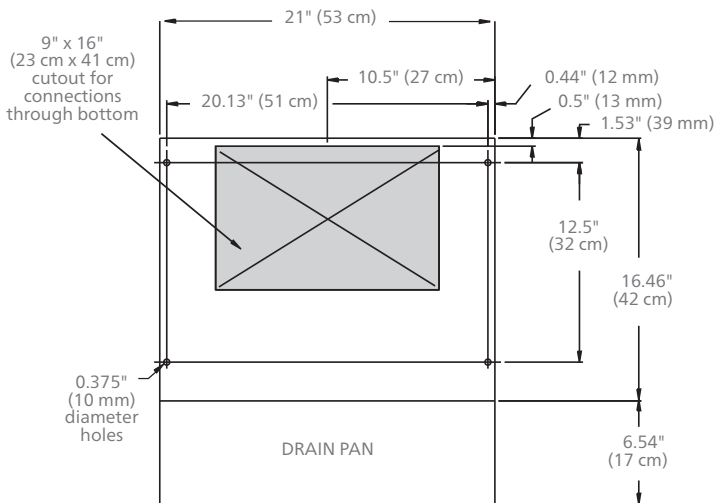
Cutouts shown are for electric, water and drain connections made through the counter. Connections can also be made out the rear of the dispenser, if desired. Rear connections do not require counter cutouts.

Regardless of how the connections will be run, anchoring holes must be drilled in the counter as shown and anchoring bolts installed to secure dispensers sitting directly on the counter.

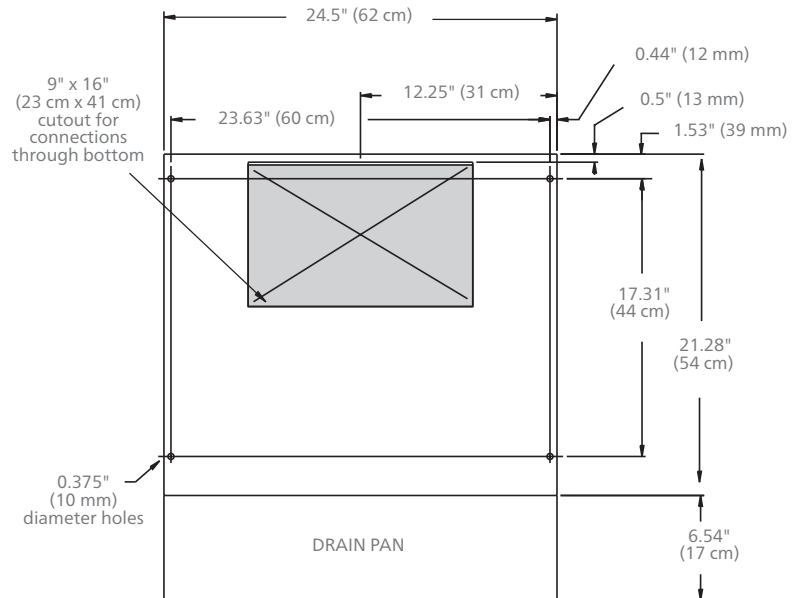
### 12 Series Counter Cutout



### 25 and 50 Series Counter Cutout



### 110 Series Counter Cutout



Paper certified by:  
The Forest Stewardship Council (FSC) and the Sustainable Forestry Initiative (SFI)