

- European inspired style. Multi-towers are pre-plumbed for easy installation.
- The draft tower is a marketing tool, not just a bar fixture.
- Integrated platform drip tray.
- All stainless steel contact with the beer for the ultimate in draft purity.



Polished Stainless Steel
[**BS-SKY-2PSSKR-LR**](#)





PVD Brass
[**BS-SKY-2PVDKR-LR**](#)

Features

Faucet knobs not included.

 Tarnish Free
 PVD Brass.

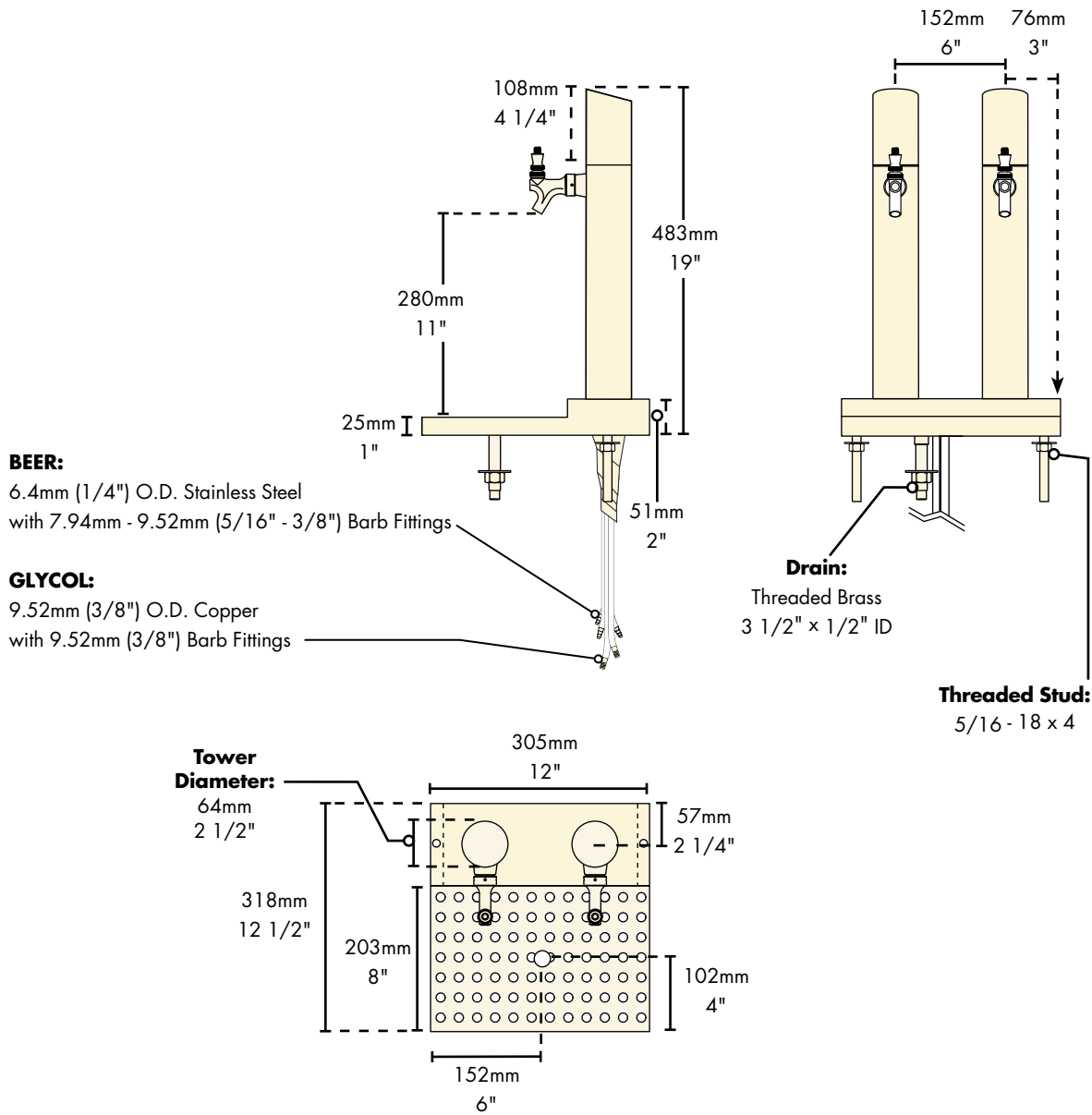
 Stainless Steel
 beer contact for the pure
 taste of fresh draft beer.

 The integrated Kool-Rite module provides
 optimum cooling at the point of dispense.
 Modular construction makes the installation
 process as simple as PLUG "N" POUR.

Specifications

Part No.	Description	Shipping Weight	Box Dimensions
<input type="checkbox"/> BS-SKY-2PSSKR-LR	Polished Stainless Steel	16 kg 36 lbs	1143mm L x 914mm W x 381mm H 45"L x 36"W x 15"H
<input type="checkbox"/> BS-SKY-2PVDKR-LR	PVD Brass	16 kg 36 lbs	1143mm L x 914mm W x 381mm H 45"L x 36"W x 15"H

Dimensions



Copyright ©2012 Micro Matic USA, Inc. All Rights Reserved.

01215D0312



www.micromatic.com

Toll Free: 1-(866) 327-4159

West	Central	Southeast	Northeast
19791 Bahama Street Northridge, CA 91324 Tel. (818) 701-9765 Fax. (818) 701-9844	10726 North Second Street Machesney Park, IL 61115 Tel. (815) 968-7557 Fax. (815) 968-0363	2364 Simon Court Brooksville, FL 34604 Tel. (352) 799-6331 Fax. (352) 796-2429	4601 Saucon Creek Road Center Valley, PA 18034 Tel. (610) 625-4464 Fax. (610) 625-4466