

# Lunch-Time™ Meal Transport Cart

## Stainless Steel - Open Top For Coolers, Thermal Bags

**Model 159518**

Model 159518  
(Coolers, tubs and thermalbags shown are not included.)



### Versatile Multi-Use Transport For Meals, Supplies, And More

- All-stainless steel welded construction for durability and easier sanitation
- Easily adaptable to stay relevant and up to date with serving requirements and decor changes
- Dual double-sided slanted overshelves provide greater capacity and easy access
- Stainless steel top with openings provides easy access to interior coolers and thermal containers
- Raised interior shelf holds coolers and thermal containers at convenient access height
- Underside of interior shelf has slides to hold three standard 15" x 20" bus tubs (not included)
- Available in a wide variety of standard and custom finishes
- Maneuvers easily on 4 each 6" non-marking casters - 2 each rigid and 2 each swivel with brakes
- Quick shipping lead times; as little as 8 days

Spec. # \_\_\_\_\_

AIA # \_\_\_\_\_

### Specifications

Provide Lakeside Model 159518, to be constructed of heavy-duty all-welded stainless steel. Counter top to be 18-gauge stainless steel with two large openings for access to stored bulk containers below. Cabinet base to have 18-gauge stainless steel front/end panels with laminate applied to exterior, black plastic corner trim, and push handle. Interior shelf is 18-gauge stainless steel, positioned 16" above floor height, with three sets of channel slides underneath to accept standard 15" x 20" bus tub (not included). A fold-down 18" wide 16-gauge stainless steel drop leaf attached to one end has grommets for cord passage. Includes two each double-sided reinforced overshelves of 20-gauge stainless steel with 10" clearance, slanted for easy access. Overshelves are supported by 1" stainless steel tubing posts. Cabinet has tubular push handle on end opposite drop leaf, and has 4 each 6" diameter non-marking casters, 2 each rigid and 2 each swivel with brakes.

### Limited Warranty

Core and shell has a lifetime warranty against weld or structural support failure.

### Optional Accessories

- Full stainless steel removable top cover
- Special laminate finish \_\_\_\_\_
- Custom graphics (front panel)

Lakeside Manufacturing, Inc.

4900 West Electric Avenue • West Milwaukee, WI 53219 U.S.A.

800-558-8565 • 414-902-6400 • Fax 414-902-6446 • info@eLakeside.com • www.eLakesideFoodservice.com

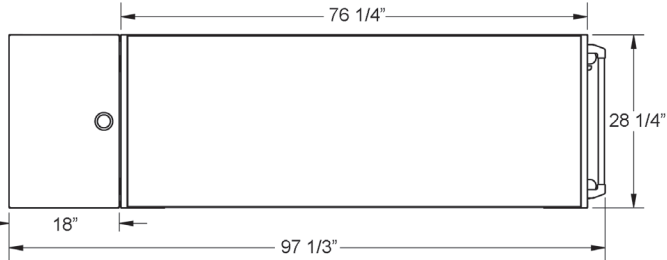
# Lunch-Time™ Meal Transport Cart

## Stainless Steel - Open Top For Coolers & Thermal Bags

**Model**  
159518

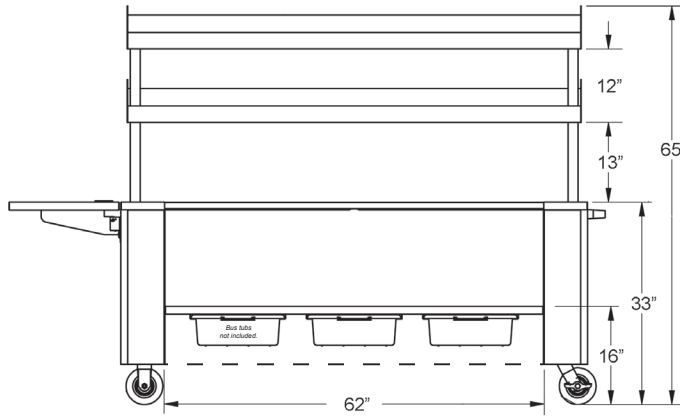
AIA #

Spec. #

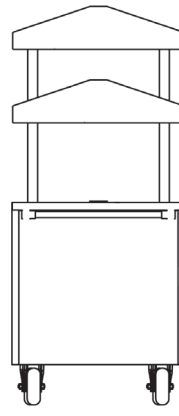


**Plan View**

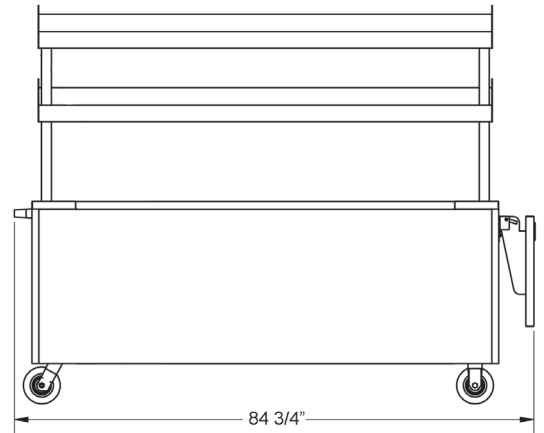
**Model 159518**



**Access Side View**




**End View**



**Front View**

*Ship weight - 445 lbs.*

### Standard Laminated Panel Finishes



*Other Plastic Laminate Finishes Available*



Optional Stainless Steel Removable Cover



Lakeside Manufacturing, Inc.  
4900 West Electric Avenue • West Milwaukee, WI 53219 U.S.A.  
800-558-8565 • 414-902-6400 • Fax 414-902-6446  
info@eLakeside.com • www.eLakesideFoodservice.com

