

# Marine Model Ice Cube Machine

## Models

- IDT0750WM     IDT0900WM  
 IYT0900WM




Model shown-  
IDT0750WM



Model shown-  
IDT0900WM

### Stainless Steel:

- Top Cover
- Side Panels
- Back Panel
- Bulkhead
- Brackets
- Fasteners



Stainless Steel Bulkhead



Isolation switch

These 30" (76.2cm) wide models offer special Marine specifications. Choose between the series 750 and 900 water-cooled models. Ice production from 661 to 879 lbs (300 to 399 kg) of ice per day.

- **Isolation switch** immediately cuts power to the entire unit.
- **Indigo®NXT feature set** including automatic cleaning that returns to the ice making process without manual intervention.
- **Cupra-nickel condenser** adds protection from salt water.
- **Completely sealed unit:** front, back, top and sides.
- Meets **USPHS** specifications.
- All exterior panels made from **High Grade Stainless Steel**.
- Check current price list for available ice type and electrical options.



### Need a Marine Bin?

Please contact the Manitowoc Ice sales department for details.



Model Shown  
IBW-M4 Marine Bin

### Ice Shape

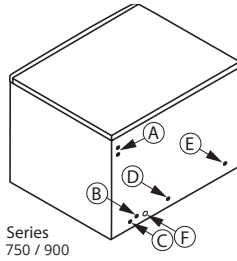


**Half Dice**  
 $\frac{3}{8}$ " x  $1\frac{1}{8}$ " x  $\frac{7}{8}$ "  
 (0.95 x 2.86 x 2.22 cm)



**Dice**  
 $\frac{7}{8}$ " x  $\frac{7}{8}$ " x  $\frac{7}{8}$ "  
 (2.22 x 2.22 x 2.22 cm)





Series  
750 / 900

- Ⓐ Electrical Entrance (2) Options
- Ⓑ 3/8" (0.95 cm) F.P.T. Ice Making Water Inlet
- Ⓒ 1/2" (1.27 cm) F.P.T. Ice Making Water Drain
- Ⓓ 1/2" (1.27 cm) F.P.T. Water Condenser Outlet
- Ⓔ 3/8" (0.95 cm) F.P.T. Water Condenser Inlet
- Ⓕ 1/2" (1.27 cm) Auxiliary Base Drain Socket

Installation Note: Minimum 2-3/4" clearance at back.

## Series iT0750W & iT0900W Operating Limits

- Ambient Temperature Range:  
40° to 110°F (4.4° to 43.3°C)
- Water Temperature Range:  
Potable Water: 40° to 90°F (4.4° to 32.3°C)
- Water Pressure Ice Maker Water In:  
Min. 20 psi (137.9 kPA), Max. 80 psi (551.1 kPA)
- Condenser Inlet Water In:  
Min. 20 psi (137.9 kPA), Max. 276 psi (1902.95 kPA)

## Machine Ice Types & Electrical Options

<b>iT0750WM</b>	
Dice Cube	261
<b>iT0900WM</b>	
Dice Cube	261
Half Dice Cube	261

Series iT0750WM
21.50" H x 30.00" W x 24.50" D
54.6 cm x 76.2 cm x 62.2 cm
Order ice storage bin separately. Note: Placing iT0750W ice machine on non-Manitowoc Ice bin or "F" model Maniowoc Ice bin, requires installation of ice deflector K-00347.

Electric: 208-230/60/1 standard.  
Min. circuit ampacity: 7.9  
Max. fuse size: 15 amps  
BTU Per Hour:  
12,800 (average) 13,700 (peak)

Series iT0900WM
26.50" H x 30.00" W x 24.50" D
67.3 cm x 76.2 cm x 62.2 cm
Order ice storage bin separately. Note: Placing iT0900W ice machine on non-Manitowoc Ice bin or "F" model Maniowoc Ice bin, requires installation of ice deflector K-00347.

Electric: 208-230/60/1 standard.  
Min. circuit ampacity:  
8.8 - 1ph  
Max. fuse size:  
15 amps - 1ph  
BTU Per Hour:  
12,700 (average) 14,800 (peak)

## Specifications


Model	Ice Shape	Ice Production 24 Hours		Power Usage kWh/100 lbs. @ 32° Air/21° C water 90° Air/70° F water	Potable Water Usage/100 lbs. 45.4 kgs. of Ice
		70° Air/ 50° F Water 21° Air/10° C Water	90° Air/ 70° F Water 32° Air/21° C water		
IDT0750WM	dice	703 lbs.	600 lbs.	4.07	20 Gal. 75.7 L
		319 kgs	272 kgs		
IDT0900WM	dice	780 lbs.	665 lbs.	4.02	19 Gal. 71.9 L
		354 kgs	302 kgs		
IYT0900WM	half-dice	785 lbs.	665 lbs.	4.02	19 Gal. 71.9 L
		356 kgs	302 kgs		

Water-cooled Condenser water usage 100lbs/45.4kg of Ice: iT0750 and iT0900 135 gal / 511 L

*This product is hermetically sealed and contains fluorinated greenhouse gas R410a.*

## Accessories


**LuminIce® II  
Virus and Bacteria Inhibitor**  
controls viruses and bacteria inside the ice machine




**Arctic Pure® Plus  
Water Filters**  
reduce sediments and chlorine contaminants down to .5 microns.  
Use with a Pre-filter is recommended.



**IAuCS®**  
schedules and performs routine ice machine cleaning automatically.



**External Scoop Holder**  
protect the ice scoop with the NSF approved versatile scoop holder.



Manitowoc Ice reserves the right to make changes to the design or specifications without prior notice.