



BEVERAGE-AIR

Project: _____	AIA#
Item: _____	
Location: _____	SIS#
Approved: _____	

BB36HC BACK BAR REFRIGERATOR: FOOD RATED

BAR EQUIPMENT- BACK BAR REFRIGERATOR

**MODEL:
BB36HC-1-F-B-27**

BB36HC Solid Door Food Rated With Stainless Steel Top
Hydrocarbon Series



**7 Year Parts/Labor Warranty
7 Year Compressor Warranty**

CABINET CONSTRUCTION

- Exterior features durable black painted steel
- Stainless steel interior
- Full electronic control
- 2" Stainless steel top
- Two (2) epoxy coated shelves
- Self-closing door with 120° stay-open feature
- Field reversible door (hinge kit not included)
- Door lock
- Magnetic door gaskets provide positive door sealing
- LED lighting
- Certified for open food product
- Compressor available on left or right, specify at time of unit order
- Balanced, forced air refrigeration system provides rapid chilling of product

OPTIONS & ACCESSORIES

- Galvanized sub-top
- Wine model (40°-60° models)
- Wire shelf divider
- Additional shelves
- Additional shelf clips
- 3" or 6" Casters
- 6" Black legs
- Remote option* (see note on back on page)

REFRIGERATION SYSTEM

- Uses environmentally friendly, energy efficient R290 refrigerant, and meets all regulatory requirements for CARB, SNAP, DOE & more
- Adaptive defrost
- Epoxy coated evaporator coil
- Maintains product temperature between 36°F and 38°F



Please verify qualifying units by visiting:
www.energystar.gov/cfs



3779 Champion Blvd., Winston-Salem, NC 27105
1-888-845-9800 Fax: 1-336-245-6453
Beverage-Air.com Sales@bevair.com



BEVERAGE-AIR

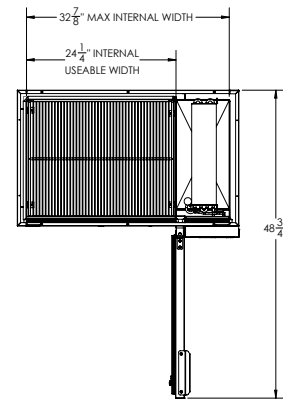
MODEL BB36HC-1-F-B-27	
EXTERNAL DIMENSIONAL DATA	
Width Overall	36"
Depth Overall	24 1/2"
Height Overall	36"
Number of Doors	1
Depth with Door Open 90°	48 3/4"
Door Opening (in)	24" x 29 1/4"
INTERNAL DIMENSIONAL DATA	
NET Capacity (cubic ft.)	8.31
Internal Width Useable (in)	24 1/4"
Internal Depth Overall (in)	19"
Internal Height Overall (in)	29 1/2"
Number of Shelves	2
Number of 1/2 Kegs	1
ELECTRICAL DATA	
Full Load Amperes	2.5
REFRIGERATION DATA	
Horsepower	1/4
Capacity (BTU/Hr)	1702
Heat Rejection (BTU/hr)	2553
Charge (lbs/grams/ounces)	0.1984 / 90 / 3.18
SHIPPING DATA	
Gross Weight - Crated	243 lbs
Height - Crated	38"
Width - Crated	39"
Depth - Crated	27"

*NOTE: Remote units are field wired and come with 6" legs.
Refrigerant must be specified at time of order.

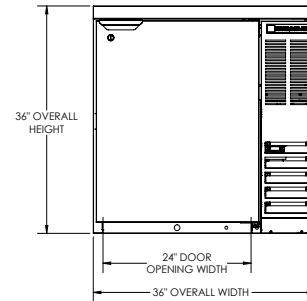
We reserve the right to change specifications and product design without notice. Such revisions do not entitle the buyer to corresponding changes, improvements, additions or replacements for previously purchased equipment. Dimensional tolerances +/- 1/4". Metric dimensions (MM).

Bar Equipment-Back Bar Refrigerator Model: BB36HC-1-F-B-27

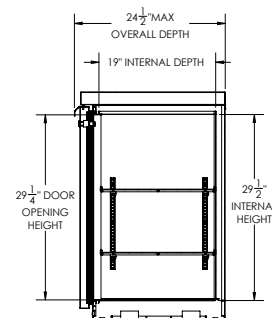
Model Views



PLAN VIEW



ELEVATION VIEW



SIDE VIEW



ELECTRICAL CONNECTION

115/60/1
NEMA 5-15P

Unit pre-wired at factory and include 8' long cord and plug set.