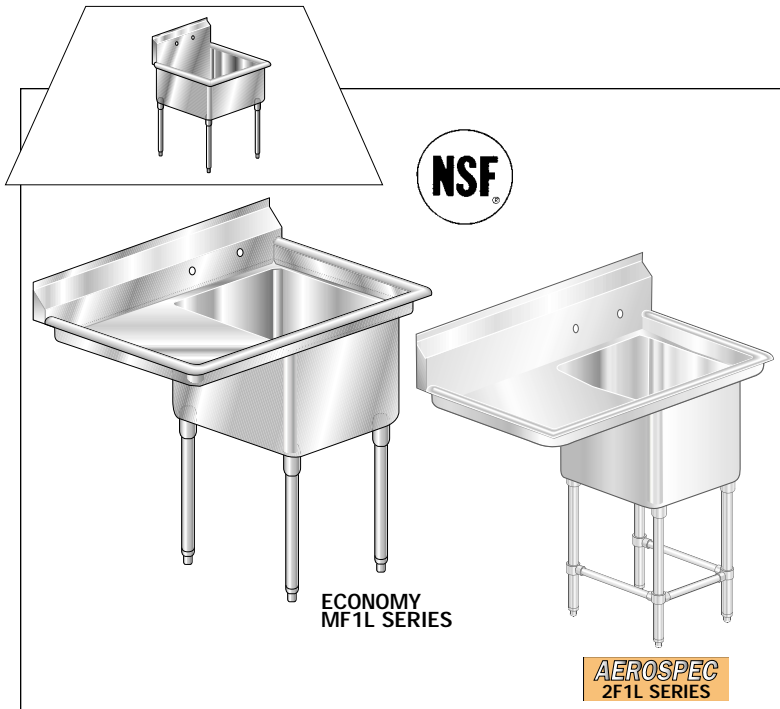




NSF SINKS

F1L SERIES, One Compartment with Left Drainboard



Item# _____ Project _____

Quantity	ECONOMY MF1 Model #	DELUX 3F1 Model #	AEROSPEC 2F1 Model #
21" WIDE			
_____	MF1-2116-18L	3F1-2116-18L	2F1-2116-18L
_____	MF1-2116-24L	3F1-2116-24L	2F1-2116-24L
_____	MF1-2116-30L	3F1-2116-30L	2F1-2116-30L
_____	MF1-2116-36L	3F1-2116-36L	2F1-2116-36L

20" WIDE			
_____	MF1-2020-20L	3F1-2020-20L	2F1-2020-20L
_____	MF1-2020-24L	3F1-2020-24L	2F1-2020-24L
_____	MF1-2020-30L	3F1-2020-30L	2F1-2020-30L
_____	MF1-2020-36L	3F1-2020-36L	2F1-2020-36L

24" WIDE			
_____	MF1-2418-18L	3F1-2418-18L	2F1-2418-18L
_____	MF1-2418-24L	3F1-2418-24L	2F1-2418-24L
_____	MF1-2418-30L	3F1-2418-30L	2F1-2418-30L
_____	MF1-2418-36L	3F1-2418-36L	2F1-2418-36L

24" WIDE			
_____	MF1-2424-18L	3F1-2424-18L	2F1-2424-18L
_____	MF1-2424-24L	3F1-2424-24L	2F1-2424-24L
_____	MF1-2424-30L	3F1-2424-30L	2F1-2424-30L
_____	MF1-2424-36L	3F1-2424-36L	2F1-2424-36L

30" WIDE			
_____	MF1-3020-20L	3F1-3020-20L	2F1-3020-20L
_____	MF1-3020-24L	3F1-3020-24L	2F1-3020-24L
_____	MF1-3020-30L	3F1-3020-30L	2F1-3020-30L
_____	MF1-3020-36L	3F1-3020-36L	2F1-3020-36L

MATERIAL

BODY

- MF-16 gauge 304 stainless steel bowl, 430 body.
- 3F -16 gauge 304 stainless steel.
- 2F -14 gauge 304 stainless steel. (AEROSPEC)

LEGS

- 1 3/4" O.D. 16 gauge 304 series stainless steel tubing, complete with 1" adjustable impact resistant white metal feet.

DESIGN FEATURES

- All sinks are fully cartoned.
- Easily assembled.
- Drainboards pitched 3/8" for positive drainage.

EXCLUSIVE AERO SAFETY EDGE

- Sink hemmed on the roll and backsplash to eliminate cuts from rough edges.

CONSTRUCTION

- Exclusive 14" bowl depth on all models (consultant's spec).**
- Custom style fabricated bowl for true gauge integrity.**
- All sinks have a 3/8" radius at all intersecting planes (consultant's spec).
- Stainless steel gusset is machine welded 360 deg. to a stainless steel triangular plate.
- Gusset plate is fully welded directly underneath the sink for support.
- Polished to a #4 blended finish.
- All sinks with drainboards 30" or longer equipped with 2 stainless steel 1 3/4" O.D. legs with stainless steel gussets and white metal feet.

PLUMBING

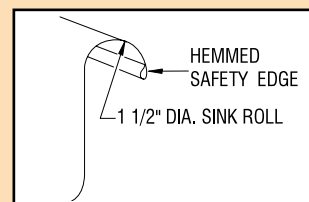
- Water supply is 1/2" hot and cold.
- Faucet holes are 8" o.c. (Faucets not included. See accessories).

AEROSPEC

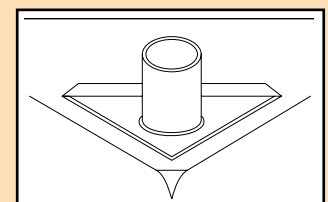
Includes all of the above and the following:

- Full 10" backsplash instead of standard 7".
- Stainless steel feet in lieu of white metal.
- Legs have stainless steel crossbracing with aluminum castings at all intersections.

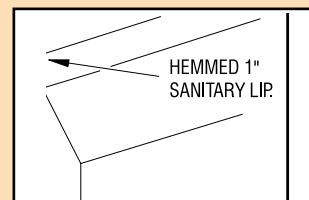
CUSTOM SIZES AVAILABLE



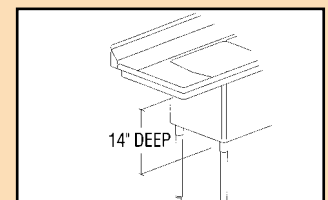
Exclusive Aero Safety Edge



Fully Welded Gusset Assembly



1" Sanitary Lip



14" Custom-Style Bowl

CONSULTANT'S SPECS AT PRODUCTION PRICES

email - sales@aeromfg.com

AERO MANUFACTURING COMPANY • 310 ALLWOOD ROAD, CLIFTON, NEW JERSEY 07012 • VOICE 973.473.5300 FAX 973.473.3794

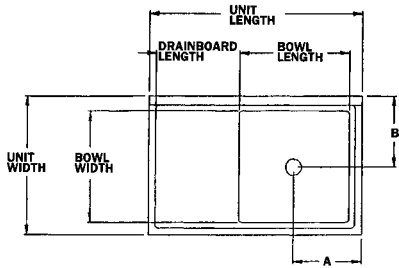


DIMENSIONAL SPECIFICATIONS

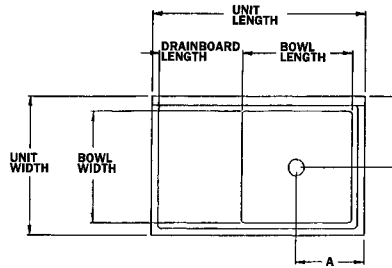
F1L SERIES, NSF Sinks, One Compartment, Left Drainboard



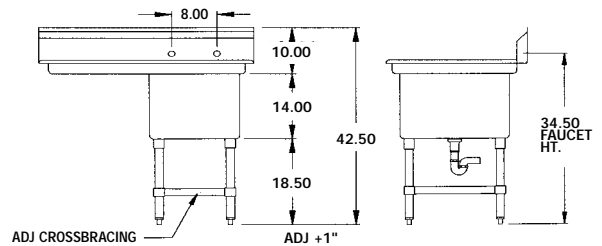
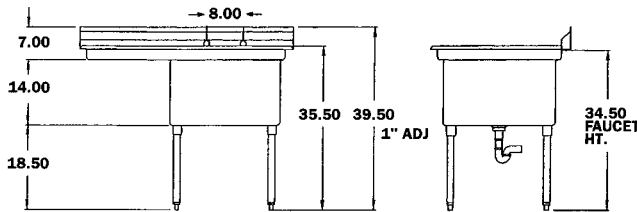
■ Supplied with stainless steel drain basket and strainer.



ECONOMY MF1L SERIES



AEROSPEC 2F1L SERIES



BOWL Width	BOWL Length	UNIT Width	UNIT Length	DRAIN BOARD Length	A Drain	B Drain	ECONOMY MF1 Model #	DELUX 3F1 Model #	AEROSPEC 2F1 Model #	Ship Weight	Cubic Feet	Sets, Faucet Holes
------------	-------------	------------	-------------	--------------------	---------	---------	---------------------	-------------------	----------------------	-------------	------------	--------------------

21" WIDE

21	16	27	38.3	18	10.75	13.75	MF1-2116-18L	3F1-2116-18L	2F1-2116-18L	85	13	ONE
21	16	27	44.3	24	10.75	13.75	MF1-2116-24L	3F1-2116-24L	2F1-2116-24L	90	15	ONE
21	16	27	50.3	30	10.75	13.75	MF1-2116-30L	3F1-2116-30L	2F1-2116-30L	95	16	ONE
21	16	27	56.3	36	10.75	13.75	MF1-2116-36L	3F1-2116-36L	2F1-2116-36L	100	18	ONE

20" WIDE

20	20	26	44.3	20	12.75	13.25	MF1-2020-20L	3F1-2020-20L	2F1-2020-20L	100	15	ONE
20	20	26	48.3	24	12.75	13.25	MF1-2020-24L	3F1-2020-24L	2F1-2020-24L	105	17	ONE
20	20	26	54.3	30	12.75	13.25	MF1-2020-30L	3F1-2020-30L	2F1-2020-30L	110	19	ONE
20	20	26	60.3	36	12.75	13.25	MF1-2020-36L	3F1-2020-36L	2F1-2020-36L	115	21	ONE

24" WIDE

24	18	30	40.3	18	11.75	13.75	MF1-2418-18L	3F1-2418-18L	2F1-2418-18L	95	13	ONE
24	18	30	46.3	24	11.75	13.75	MF1-2418-24L	3F1-2418-24L	2F1-2418-24L	100	15	ONE
24	18	30	52.3	30	11.75	13.75	MF1-2418-30L	3F1-2418-30L	2F1-2418-30L	105	17	ONE
24	18	30	58.3	36	11.75	13.75	MF1-2418-36L	3F1-2418-36L	2F1-2418-36L	110	19	ONE

24" WIDE

24	24	30	46.3	18	14.75	15.25	MF1-2424-18L	3F1-2424-18L	2F1-2424-18L	105	17	ONE
24	24	30	52.3	24	14.75	15.25	MF1-2424-24L	3F1-2424-24L	2F1-2424-24L	110	19	ONE
24	24	30	58.3	30	14.75	15.25	MF1-2424-30L	3F1-2424-30L	2F1-2424-30L	115	21	ONE
24	24	30	64.3	36	14.25	15.25	MF1-2424-36L	3F1-2424-36L	2F1-2424-36L	120	23	ONE

30" WIDE

30	20	36	44.3	20	12.75	18.25	MF1-3020-20L	3F1-3020-20L	2F1-3020-20L	115	18	ONE
30	20	36	48.3	24	12.75	18.25	MF1-3020-24L	3F1-3020-24L	2F1-3020-24L	120	21	ONE
30	20	36	54.3	30	12.75	18.25	MF1-3020-30L	3F1-3020-30L	2F1-3020-30L	125	24	ONE
30	20	36	60.3	36	12.25	18.25	MF1-3020-36L	3F1-3020-36L	2F1-3020-36L	130	26	ONE

All dimensions are typical (tol. ±1/8"). • For Accessories and Options see pages FS-7A, FS-7B.

email - sales@aeromfg.com

AERO MANUFACTURING COMPANY • 310 ALLWOOD ROAD, CLIFTON, NEW JERSEY 07012 • VOICE 973.473.5300 FAX 973.473.3794