



IMD 300 SERIES ICE MAKER DISPENSER

IMD 300-15



IMD 300-30



FEATURES

Meets the growing trend – Produces and dispenses extruded, chewable ice preferred by consumers

Durable – Ideal for healthcare or foodservice applications

High-yield - Up to 618 lbs per day ice making production capacity

Convenient - Removable, easy-to-clean air filters

Environmentally responsible – Energy Efficient and uses CFC-free, R-404A refrigerant

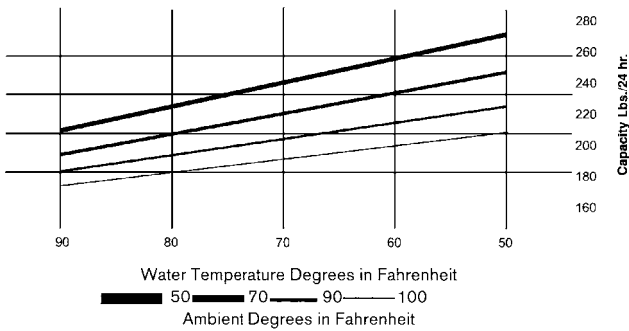
Efficient – Uses 100% of water

PART NUMBER	DESCRIPTION	ICE STORAGE CAPACITY	ICE PRODUCTION CAPACITY*	ELECTRICAL RATING	SHIPPING WEIGHT
638090701	IMD 300-15ASPB Push Button Ice Maker Dispenser	13 lb (5.9 kg)	246 lb (112 kg)	115 V / 60 Hz / 15 Amps	178 lb (81 kg)
638090500	IMD 300-30ASLA Lever Ice Maker Dispenser	30 lb (14 kg)	360 lb (163 kg)	115 V / 60 Hz / 15 Amps	235 lb (107 kg)
638090501	IMD 300-30ASPB Push Button Ice Maker Dispenser				

*@ 70°F air/50°F water or @ 21°C air/10°C water

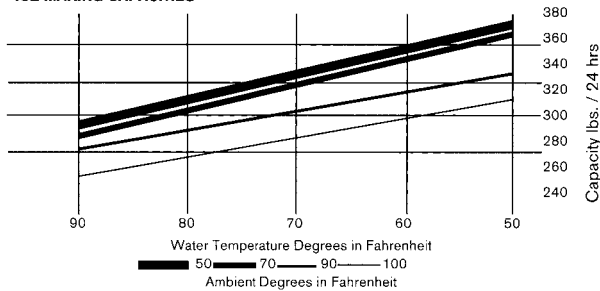
IMD 300-15

ICE MAKING CAPACITIES

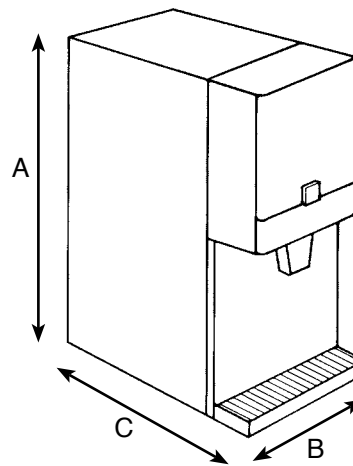


IMD 300-30

ICE MAKING CAPACITIES



DIMENSIONS			
UNIT	A	B	C
IMD 300-15	35" (89 cm)	15" (38 cm)	24" (61 cm)
IMD 300-30	36.75" (93 cm)	18.62" (47 cm)	27.5" (70 cm)



TECHNICAL SPECIFICATIONS

REFRIGERANT R404a
 COMPRESSOR 1/3 HP
 CUBE SIZE 0.5"H x 0.375"W x 0.5"D

AGENCY LISTINGS   

