

STAINLESS STEEL
Drop-In Bar Hand Sinks 
With Deep Drawn Sink Bowl

**Deep Drawn
Seamless Sink Bowl**



Item #: _____	Qty #: _____
Model #: _____	
Project #: _____	



DI-1-5



DI-1-25



**Includes Ice Bin
w/ Sliding
Stainless Steel Cover**

D-24-SIBL

FEATURES:

One piece **Deep Drawn** sink bowl.
Deck mounted faucet.

D-24-SIBL:

11" deep insulated ice bin.
Rubber thermal breaker to reduce condensation.
Sliding stainless steel cover included.

MECHANICAL:

DI-1-5: Include K-52 deck mount faucet.
3 1/2" basket drain with 1 1/2" IPS

DI-1-25: Include K-52 deck mount faucet.
1 1/2" basket drain with 1 1/2" IPS

D-24-SIBL: Includes K-51 deck mount faucet.
1 1/2" basket drain with 1 1/2" IPS

MATERIAL:

Jacket: 20 gauge galvanized steel

Ice Bin: 20 gauge, 300 stainless steel

Cover: 20 gauge stainless steel

Molding: Extruded black polyethylene thermal breaker marine edge

Insulation: 2lbs. density foam-in-place insulation

OPTIONAL:

D-12: Replacement sliding stainless steel cover

K-316-LU: Add wrist handles

Conforms To NSF 61/9 Lead Free Requirements

Model #	Description	Bowl size	Outside Dimensions	Cut-Out Size	Ice Capacity	Approx. Weight	Approx. Cu. Ft.
DI-1-5	Hand Sink	10" x 14" x 5"	13" x 19"	12 1/4" x 18 1/4"	N/A	12 lbs.	2
DI-1-25	Space-Saver Hand Sink	9" x 9 x 5"	12" x 14"	11 1/4" x 13 1/4"	N/A	8 lbs.	2
D-24-SIBL	Hand Sink w/ Ice Bin	9" x 9 x 4"	21" x 18"	20 5/8" x 15 1/4"	23 lbs.	30 lbs.	5

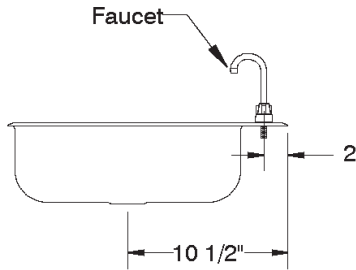
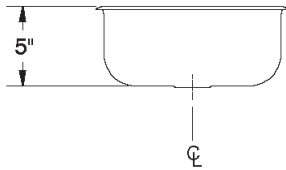
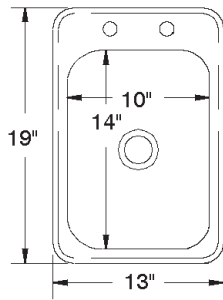
 **WARNING:** Equipment that include faucets on this page may contain a chemical known to the State of California to cause cancer, birth defects or other reproductive harm.

DIMENSIONS and SPECIFICATIONS

TOL Overall: ± .500" Interior: ± .250"

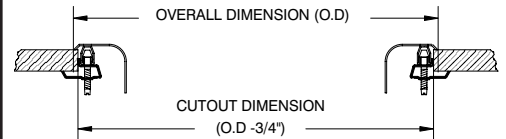
ALL DIMENSIONS ARE TYPICAL

DI-1-5



TYPICAL INSTALLATION

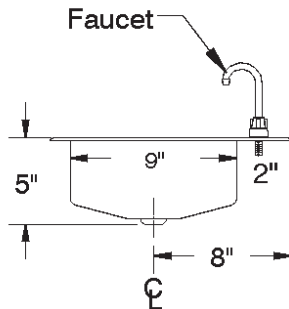
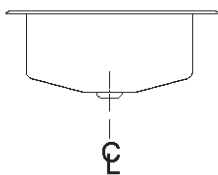
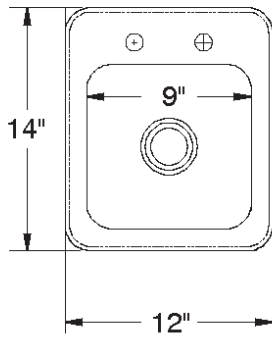
For DI-1-5 & DI-1-25:



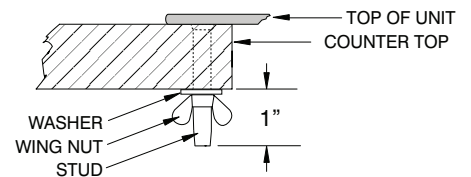
Cut-Out Size = L to R x F to B

Standard Mounting Clips Fit
Countertops Over 7/8"
& Up To 2" Thick.

DI-1-25



For D-24-SIBL:



Cut-Out Size = L to R x F to B
Standard Mounting Clips Fit
Countertops Over 7/8"
& Up To 1" Thick.

D-24-SIBL

