

# HEAVY-DUTY MASONITE SEAT STOOLS



## Configurable Stools

STANDARD



BACKREST



ADJUSTABLE HEIGHT



ADJUSTABLE HEIGHT & BACKREST





**6200 Series | Stools**

**HEAVY-DUTY MASONITE SEAT STOOLS**



**Frame Colors**

-  Grey (no code)
-  Black (code: 10)

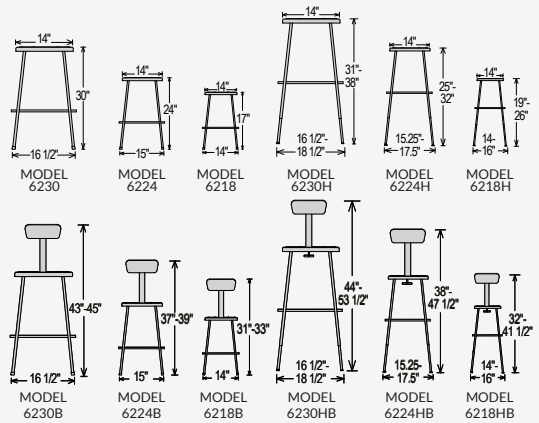
**Seat Color**

-  Masonite

**Features**

-  8 Rivets on Seat To Ensure Longevity
-  Heavy-Duty 18-Gauge 7/8" Steel Tubing
-  Industrial Grade Glides
-  Four Weld Points at Each Leg for Extreme Durability
-  Add-on Backrest Adjusts 2" Up/Down and 2" Forward/Back
-  Add-on Chromed Adjustable Height Inserts Adjust to Nine Heights

Model #	Seat Height
6218	18"
6224	24"
6230	30"
6218H	19-27"
6224H	25-33"
6230H	32-39"



**Add-on Codes**

Backrest	B
Adjustable Height	H
Adjustable Height and Backrest	HB

**Model Number Configuration**

Model Number    Add-on Code (if applicable)

**6218H-10**

Frame Color (if applicable)