

"EFT8-SSK-S" FILLER TABLES W/SINK

18GA Stainless Steel Top & Base w/Adjustable Undershelf

FEATURES:

- 18GA Type 400 Stainless Steel Top
- Type 400 Stainless Steel Mechanically Polished With Satin Finish
- Top Is Sound Deadened
- Reinforced With 1"x2" Channel Running Entire Length Of Table
- 1-1/2" Stallion Edge On Front With 90 Degree Bend Down For Table Line-Up
- Stainless Steel Base And Adjustable Undershelf
- Shipped Knocked-Down, Easy-To-Assemble
- Includes Drop-In Sink (10"x14"x5" Bowl Size)
- Includes Economy Faucet (PBF-4-D-LF)

SPECIFICATIONS:

- Top: Stainless Steel Tops Are TIG Welded, Exposed Welds Are Polished To Match Adjacent Surface
- Top: 18GA Stainless Steel Type 400 Mechanically Polished Stainless Steel With Satin Finish
- Shelf: 18GA Stainless Steel
- Legs: 1-5/8" Round O.D. 16GA Tubular Stainless Steel
- Gussets: Stainless Steel
- Feet: Adjustable Bullet Feet

CERTIFICATIONS:

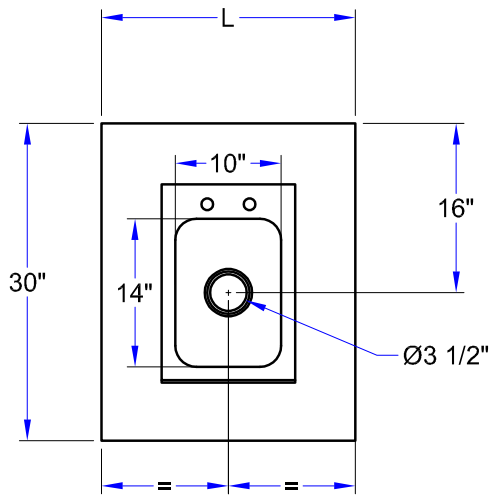


"EFT8-SSK-S" FILLER TABLES

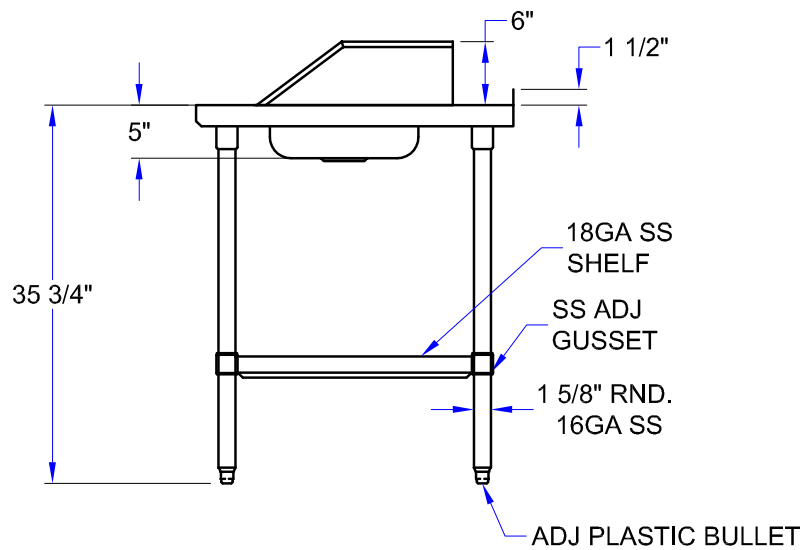
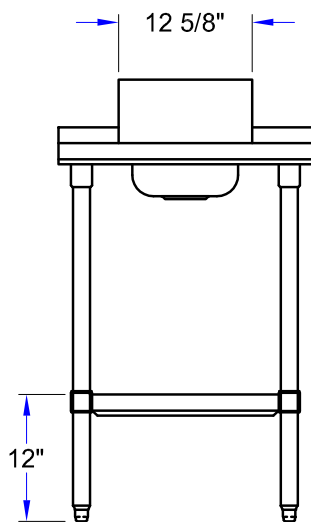
MODEL	SIZE (L X W X H)	WEIGHT (LBS)
EFT8-3015SSK-S	15"x30"x41-3/4"	51
EFT8-3018SSK-S	18"x30"x41-3/4"	54
EFT8-3024SSK-S	24"x30"x41-3/4"	60

ALL DIMENSIONS ARE TYPICAL. TOLERANCE +/- .500". JOHN BOOS & CO. RESERVES THE RIGHT TO CHANGE SPECIFICATIONS WITHOUT NOTICE.

DETAILED SPECIFICATIONS



SHELF LENGTH = LENGTH MINUS 4.875"
SHELF WIDTH = WIDTH MINUS 4.25"



"EFT8-SSK-S" FILLER TABLES

MODEL	SIZE (L X W X H)	WEIGHT (LBS)
EFT8-3015SSK-S	15"x30"x41-3/4"	51
EFT8-3018SSK-S	18"x30"x41-3/4"	54
EFT8-3024SSK-S	24"x30"x41-3/4"	60

ALL DIMENSIONS ARE TYPICAL. TOLERANCE +/- .500". JOHN BOOS & CO. RESERVES THE RIGHT TO CHANGE SPECIFICATIONS WITHOUT NOTICE.