



Project _____

Item # _____

Quantity _____

Ultra-Glo® Ceramic Infrared Strip Heaters

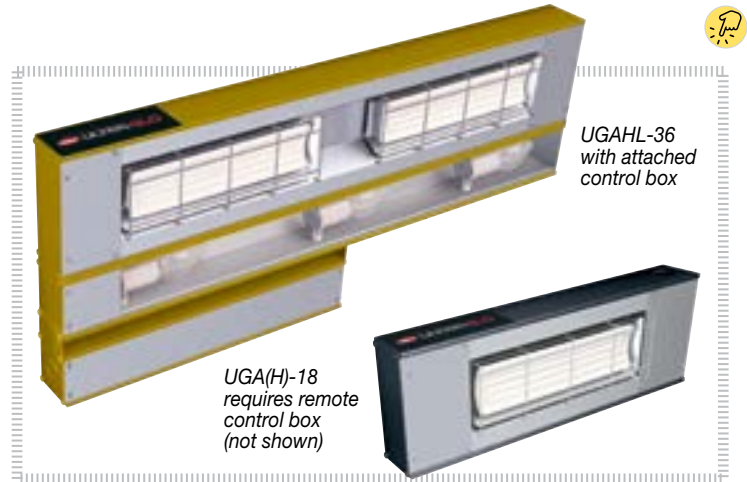
Models:

- UGA-18, -24, -30, -36, -42, -48, -54, -60, -66, -72
- UGAH-18, -24, -30, -36, -42, -48, -54, -60, -66, -72
- UGAL-18, -24, -30, -36, -42, -48, -54, -60, -66, -72
- UGAHL-18, -24, -30, -36, -42, -48, -54, -60, -66, -72

Hatco Ultra-Glo® Ceramic Strip Heaters provide the ultimate holding power. Increased height improves working clearances and the heat zone blankets the entire holding area. All models include adjustable angle brackets for mounting. Dual mounted strip heaters accommodate wider food holding areas.

Standard features

- Increased height provided with a ceramic heat source improves operational working clearances
- Adaptable to any location and configuration, including back- or front-of-the-house use, open kitchen concepts, or buffet lines
- Sturdy continuous extruded aluminum housings eliminate sagging
- Pre-focused heat pattern provides an increased pyramidal dimension, concentrating heat at the edges where heat loss is the greatest
- Available in widths from 18" to 72" (457 to 1829 mm), with or without lights
- Choice between Remote or Attached Control Enclosure with toggle switch, indicator light and wiring
- All models include adjustable angle brackets for mounting and leads with 3' (914 mm) conduit whip



Options (available at time of purchase only)

Housing

- 6" (153 mm) UGA, UGAH models 9" (229 mm) UGAL, UGAHL models
- Designer Color or Gloss finish for Housing* – choose below – clear Anodized Aluminum finish Standard
 - Warm Red Black Gray Granite White Granite
 - Navy Blue Hunter Green Antique Copper Radiant Red
 - Glossy Gray Bold Black Gleaming Gold Brilliant Blue

- Halogen Bulb in lieu of Standard Display Light (60 watt) (Not available for Export models)

- Extra Lamps – Installed (max. two per 12" (305 mm) less one) – one per 12" (305 mm) is standard

- Non-Adjustable Tubular Stands – clear Anodized Aluminum finish Standard

- 14" (356 mm) 16" (406 mm) 18" (457 mm)
- 20" (508 mm) 22" (559 mm)

Optional Designer Color or Gloss Finish

- Warm Red Black Gray Granite White Granite
- Navy Blue Hunter Green Antique Copper Radiant Red
- Glossy Gray Bold Black Gleaming Gold Brilliant Blue

Power Leads – Extended beyond Standard 3' (914 mm) Conduit (specify lead length)

- 1'-5' (305-1525 mm) 6'-10' (1829-3048 mm)
- 11'-15' (3352-4572 mm) 16'-20' (4877-6096 mm)

Remote Box – Aluminum finish Standard

- Remote Control Enclosure with Toggle Control and Indicator (in lieu of attached control box) – clear Anodized Aluminum finish Standard – choose color below if desired

- Remote Control Enclosure with Toggle Switch, Electronic Infinite Control, Relay, and Indicator Light, in lieu of attached control box (not available for 240V with lights) – clear Anodized Aluminum finish standard – choose color below if desired

Optional Designer Color or Gloss Finish for chosen Remote Box

- Warm Red Black Gray Granite White Granite
- Navy Blue Hunter Green Antique Copper Radiant Red
- Glossy Gray Bold Black Gleaming Gold Brilliant Blue

Accessories

Chef LED adjustable bulb - UGA(H)L-xx models only, pass through usage only - bulbs must be rotated down

- 120V: 3000K Similar to warm halogen 4000K Similar to cool fluorescent
- 230V: 3000K Similar to warm halogen 4000K Similar to cool fluorescent

* Non-standard color are non-returnable

NOTE: Install Remote Box outside Heat Zone or damage will occur.

IFS anti-microbial coatings use naturally-occurring, environmentally sustainable, silver ions to help inhibit the growth of microbes on the powder coated surface. See www.hatcocorp.com/antimicrobial-paint for more information.

For operation, location and safety information, please refer to the Installation and Operating Manual.



cULus applies to 120, 120/208 and 120/240 volt models only



HATCO CORPORATION | P.O. Box 340500 Milwaukee, WI 53234-0500 U.S.A. | (414) 671-6350



www.hatcocorp.com | support@hatcocorp.com | [Find a Hatco Rep](#) | [Image Library](#) | [Document Library](#) | [Patents](#) | [Chat](#)

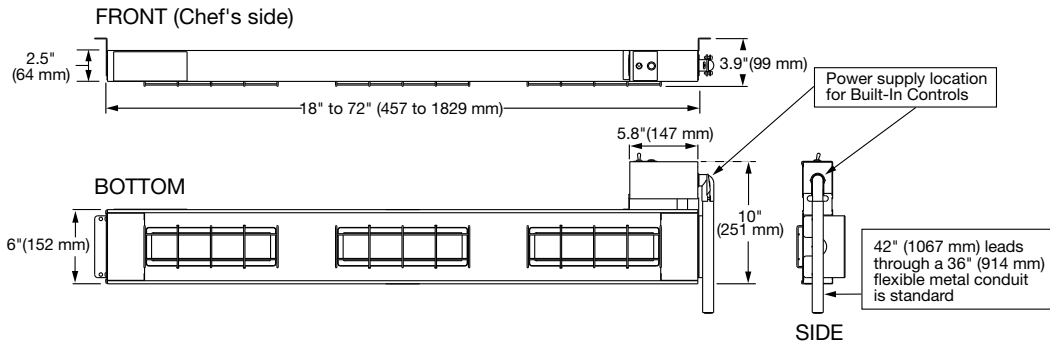


Ultra-Glo® Ceramic Infrared Strip Heaters

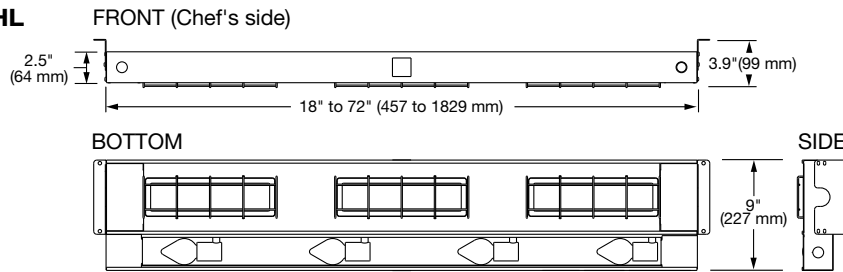
Models: UGA(L)-18, -24, -30, -36, -42, -48, -54, -60, -66, -72

UGAH(L)-18, -24, -30, -36, -42, -48, -54, -60, -66, -72

UGA and UGAH



UGAL and UGAHL



SPECIFICATIONS - Ultra-Glo® Ceramic Infrared Strip Heaters

Dimensions: 18" - 72" W x 6" D x 2.5" H (457-1829 x 152 x 64 mm) Phase: All Single Phase

The shaded areas contain electrical information for International models

Standard Watt				High Watt				Both	
Model	Volts	Watts	Amps	Model	Volts	Watts	Amps	Width	Approx. Ship Weight [▲]
UGA-18	120	500	4.2	UGAH-18	120	650	5.4	18" (457 mm)	10 lbs. (5 kg.)
	208	490	2.4		208	675	3.2		
	240	500	2.1		240	650	2.7		
	220	546	2.5		220	630	2.9		
UGA-24	120	650	5.4	UGAH-24	120	750	6.3	24" (610 mm)	10 lbs. (5 kg.)
	208	675	3.2		208	750	3.6		
	240	650	2.7		240	750	3.1		
	220	630	2.9		220	756	3.4		
UGA-30	120	750	6.3	UGAH-30	120	1125	9.4	30" (762 mm)	14 lbs. (7 kg.)
	208	840	4.0		208	1125	5.4		
	240	900	3.8		240	1125	4.7		
	220	756	3.4		220	945	4.3		
UGA-36	120	1000	8.3	UGAH-36	120	1300	10.8	36" (914 mm)	15 lbs. (7 kg.)
	208	980	4.7		208	1350	6.5		
	240	1000	4.2		240	1300	5.4		
	220	1092	5.0		220	1260	5.7		
UGA-42	120	1000	8.3	UGAH-42	120	1500	12.5	42" (1067 mm)	17 lbs. (8 kg.)
	208	1120	5.4		208	1500	7.2		
	240	1200	5.0		240	1500	6.3		
	220	1260	5.7		220	1680	7.6		
UGA-48	120	1500	12.5	UGAH-48	-	-	-	48" (1219 mm)	19 lbs. (9 kg.)
	208	1470	7.1		208	2025	9.7		
	240	1500	6.3		240	1950	8.1		
	220	1638	7.4		220	1890	8.6		
UGA-54	208	1470	7.1	UGAH-54	208	2250	10.8	54" (1372 mm)	20 lbs. (10 kg.)
	240	1500	6.3		240	2250	9.4		
	220	1638	7.4		220	2268	10.3		
UGA-60	208	1960	9.4	UGAH-60	208	2700	13.0	60" (1524 mm)	24 lbs. (11 kg.)
	240	2000	8.3		240	2600	10.8		
	220	2185	9.9		220	2520	11.5		
UGA-66	208	1960	9.4	UGAH-66	208	2700	13.0	66" (1676 mm)	25 lbs. (12 kg.)
	240	2000	8.3		240	2600	10.8		
	220	2185	9.9		220	2520	11.5		
UGA-72	208	1960	9.4	UGAH-72	208	3000	14.4	72" (1829 mm)	25 lbs. (12 kg.)
	240	2000	8.3		240	3000	12.5		
	220	2520	11.5		220	3025	13.8		

▲ Add 2-8 lbs. (1-3 kg.) to shipping weight depending on size of remote control enclosure

HATCO CORPORATION

P.O. Box 340500 Milwaukee, WI 53234-0500 U.S.A. | (414) 671-6350



www.hatcocorp.com

support@hatcocorp.com

[Find a Hatco Rep](#)

[Image Library](#)

[Document Library](#)

[Patents](#)

[Chat](#)



Ultra-Glo® Ceramic Infrared Strip Heaters

Models: UGA(L)-18, -24, -30, -36, -42, -48, -54, -60, -66, -72

UGAHL(L)-18, -24, -30, -36, -42, -48, -54, -60, -66, -72

SPECIFICATIONS - Ultra-Glo® Ceramic Infrared Strip Heaters with Lights

Dimensions: 18" - 72" W x 9"D x 2.5" H (457-1829 x 227 x 64 mm) Phase: All Single Phase

The shaded areas contain electrical information for International models

Standard Watt				High Watt				Both	
Model	Volts	Watts	Amps	Model	Volts	Watts	Amps	Width	Approx. Ship Weight [▲]
UGAL-18	120	560	4.7	UGAHL-18	120	710	5.9	18" (457 mm)	12 lbs. (6 kg.)
	120/208	550	2.9		120/208	735	3.7		
	120/240	560	2.6		120/240	710	3.2		
	220	596	2.7		220	680	3.1		
	240	560	2.3		240	710	3.0		
UGAL-24	120	770	6.4	UGAHL-24	120	870	7.3	24" (610 mm)	12 lbs. (6 kg.)
	120/208	795	4.2		120/208	870	4.6		
	120/240	770	3.7		120/240	870	4.1		
	220	730	3.3		220	856	3.9		
	240	770	3.2		240	870	3.6		
UGAL-30	120	870	7.3	UGAHL-30	120	1245	10.4	30" (762 mm)z	18 lbs. (9 kg.)
	120/208	960	5.0		120/208	1245	6.4		
	120/240	1020	4.8		120/240	1245	5.7		
	220	856	3.9		220	1045	4.8		
	240	1020	4.3		240	1245	5.2		
UGAL-36	120	1180	9.8	UGAHL-36	120	1480	12.3	36" (914 mm)	19 lbs. (9 kg.)
	120/208	1160	6.2		120/208	1530	8.0		
	120/240	1180	5.7		120/240	1480	6.9		
	220	1242	5.6		220	1410	6.4		
	240	1180	4.9		240	1480	6.2		
UGAL-42	120	1180	9.8	UGAHL-42	120	1680	14.0	42" (1067 mm)	21 lbs. (10 kg.)
	120/208	1300	6.9		120/208	1680	8.7		
	120/240	1380	6.5		120/240	1680	7.5		
	220	1410	6.4		220	1830	8.3		
	240	1380	5.8		240	1680	7.0		
UGAL-48	120	1740	14.5	UGAHL-48	-	-	-	48" (1219 mm)	23 lbs. (11 kg.)
	120/208	1710	9.1		120/208	2265	11.7		
	120/240	1740	8.3		120/240	2190	10.1		
	220	1838	8.4		220	2090	9.5		
	240	1740	7.3		240	2190	9.1		
UGAL-54	120/208	1710	9.1	UGAHL-54	120/208	2490	12.8	54" (1372 mm)	26 lbs. (12 kg.)
	120/240	1740	8.3		120/240	2490	11.4		
	220	1838	8.4		220	2468	11.2		
	240	1740	7.3		240	2490	10.4		
	UGAL-60	120/208	2260		11.9	UGAHL-60	120/208 [⊙]		
120/240		2300	10.8	120/240	2900		13.3		
220		2434	11.1	220	2770		12.6		
240		2300	9.6	240	2900		12.1		
UGAL-66		120/208	2260	11.9	UGAHL-66		120/208 [⊙]	3000	15.5
	120/240	2300	10.8	120/240		2900	13.3		
	220	2434	11.1	220		2770	12.6		
	240	2300	9.6	240		2900	12.1		
	UGAL-72	120/208	2320	12.4		UGAHL-72	120/208 [⊙]	3360	17.4
120/240		2360	11.3	120/240 [⊙]	3360		15.5		
220		2820	12.8	220	3324		15.1		
240		2360	9.8	240	3360		14.0		

- ▲ Add 2-8 lbs. (1-3 kg.) to shipping weight depending on size of remote control enclosure.
- ✦ Unit with multiple circuit connections. Each circuit may require a separate circuit breaker.
- ⊙ Requires Remote Control Enclosure (RMB) with a Fuse

Mounting Requirements

Refer to Installation section in the Installation & Operating Manual on the Hatco website

Do not install Ultra-Glo® strip heaters above or around combustible surfaces. Discoloration or combustion could occur. Ultra-Glo strip heaters must be installed in non-combustible surroundings only.

Ultra-Glo® Warmers must be mounted at least 1" (25 mm) below shelf, and 3" (76 mm) from back wall.

Ultra-Glo® Standard Watt Warmers should be positioned 14" to 18" (356-457 mm) above a non-combustible surface.

Ultra-Glo® High Watt Warmers should be positioned 16" to 22" (406-559 mm) above a non-combustible surface.

PRODUCT SPECS - Ultra-Glo® Ceramic Infrared Strip Heaters

The Ceramic Infrared Strip Heater shall be an Ultra-Glo®, manufactured by the Hatco Corporation, Milwaukee, WI 53234 U.S.A.

The Foodwarmer shall be an Ultra-Glo Model ... , rated at ... watts, ... volts, single phase and be ... inches (millimeters) in overall width.

The Ultra-Glo® shall consist of an aluminum housing, ceramic heating element,

NOTE: UGAHL models that have multiple voltages listed such as 120/208 or 120/240, have multiple internal circuits. For example, a 120/208V utilizes 120V for the light circuit and 208 volts for the heat circuit(s).

Dimensions

Models with Remote Control Enclosure, Toggle and Indicator Light:

18"-72"W x 6"D▲ x 2.5"H (457-1829 x 152▲ x 64 mm).

Models with Attached Control Box Toggle and Indicator Light:

18"-72"W x 9.88"D▲ x 2.5"H (457-1829 x 251▲ x 64 mm).

Remote Control Enclosure:

5.5", 9", 14", 16", or 20"W x 3"D x 2.5"H (140, 229, 356, 406, or 508 x 76 x 64 mm).

▲ Add 3" (76 mm) to depth when ordering units with lights.

and angle brackets for mounting. Remote Control Enclosure is recommended. Mounting heights between 14" to 18" (356-457 mm) single standard (low) watt, 16" to 22" (406-559 mm) single high watt. Optional Designer Color and Gloss Finish in anti-microbial paint will be available for the Housing, Non-adjustable Tubular Stands and Remote Control Enclosure. Accessories shall include Chef LED Bulbs

Warranty consists of 24/7 parts and service assistance (U.S. and Canada only).

HATCO CORPORATION | P.O. Box 340500 Milwaukee, WI 53234-0500 U.S.A. | (414) 671-6350



www.hatcocorp.com

support@hatcocorp.com

[Find a Hatco Rep](#)

[Image Library](#)

[Document Library](#)

[Patents](#)

[Chat](#)