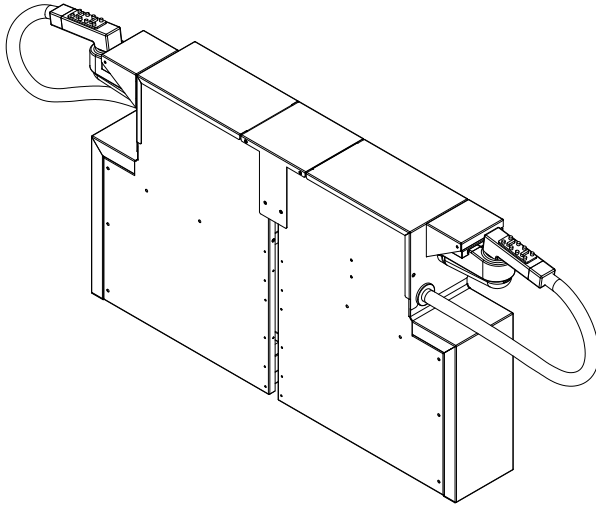




PASS-THRU STATION SODA MANIFOLD HOUSING
TSS Series

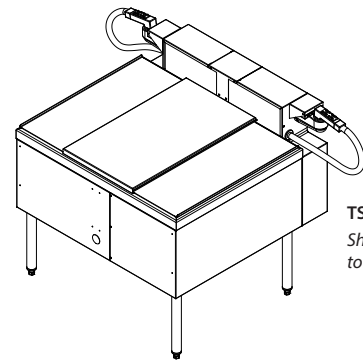


ASME A112.19.3/
CSA B45.4
NSF/ANSI 2



JOB	
AREA	
ITEM NO.	
MODEL NO.	

MODELS	
TSS Series	TSS4.25SGB
TSS Series	TSS6SGB



TSS6SGB
Shown attached
to SS24IC10

KEY PRODUCT FEATURES AND BENEFITS

- Tool-less removal of the top cover provides easy service access
- Integrated drip cup mounting allows concealed routing of drip tube to the waste drain
- Exclusive design allows the accessory speedrail to by-pass or terminate on soda manifold housing
- Great for busy environments allowing server staff to prepare soft drinks while bartenders focus on alcoholic drinks
- Configurable with other TSS equipment so you can create a station that fits your needs

Quick Features:

- All stainless construction for longevity
- Designed to accept universal soda manifolds from Wunder-Bar® and Schroeder America™
- Interior mounted manifold conceals unsightly soda lines



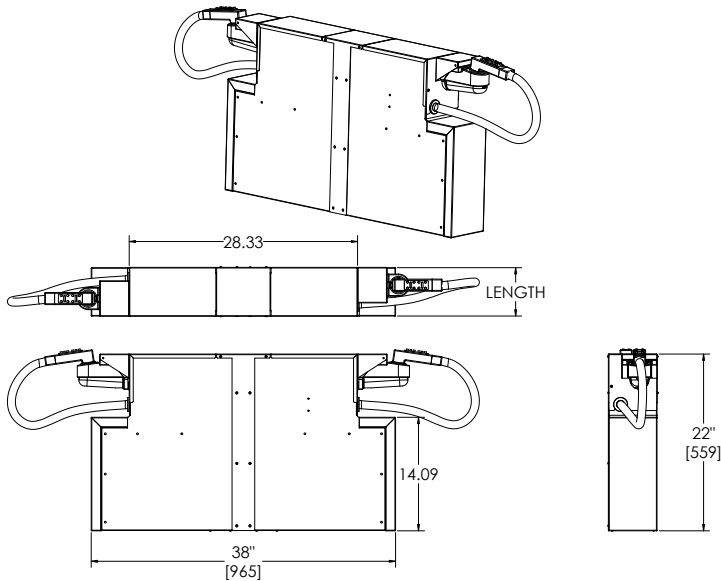
PASS-THRU STATION SODA MANIFOLD HOUSING

TSS Series

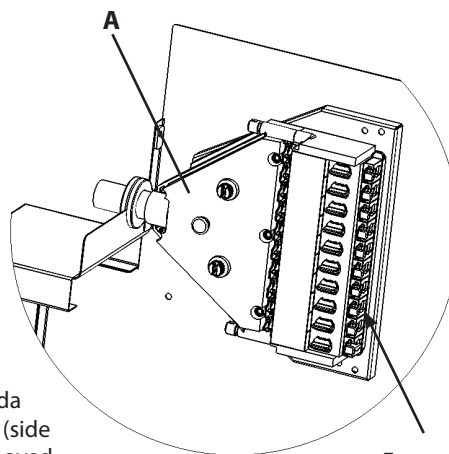
MODEL NOS.		TSS4.25SGB	TSS6SGB
DIMENSIONS EXTERIOR (mm)	LENGTH IN. (mm)	4-1/4" (108)	6" (152)
	DEPTH IN. (mm)	38" (965.2)	38" (965.2)
	OVERALL HEIGHT IN. (mm)	36" (914)	36" (914)
	SHIP WT. LB. (kg)	18 (8.16)	18 (8.16)
PERLICK BAR EQUIPMENT	CONSTRUCTION	Stainless Steel	
	LEGS	Not applicable, must be mounted to adjacent equipment.	

NOTE: Requires support by adjacent equipment.

TSS4.25SGB & TSS6SGB



Soda A) manifold NOT included. Shown for clarity only.



Once assembled, soda lines are out of view (side and cover panel removed for clarity)

Easy access to product line connections