

Hydration Cart

Full-Serve Stainless Steel

Models 8702, 8704, 8706, 8708

Spec. #

AIA #

Offer Hydrating Beverages And Healthy Snacks To Residents And Visitors

Benefits

- Provide healthy beverages and snacks in various locations
- Rolls easily to serving location
- Attractive presentation encourages fluid consumption

Features


- Stainless steel welded construction
- Spacious top serving area
- Interior storage compartment(s) with adjustable ledges or solid fixed shelf
- Endless choice of standard or custom finishes and graphic wraps
- Top edges hold serving pieces securely
- Perimeter bumper protects walls and doorways

Casters

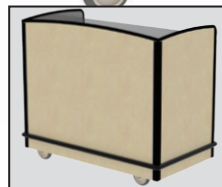
- All-swivel 5" cushion tread



Model 8708



Model 8702



Beige Suede laminate finish



Optional vinyl wrap graphic



Optional pull-out shelf and drawer



Optional double bumper

Specifications:

Unit shall be Lakeside model 87____ (02, 04, 06, 08) to be of welded stainless steel construction. Unit base and top shall be 18-gauge and sides, interior shelf or wall shall be 20-gauge stainless steel. Standard exterior shall be stainless steel with a choice of optional laminate finish or vinyl graphic wraps. Interiors feature either two compartments with three sets of height-adjustable universal ledges or a single compartment with welded 20-gauge solid stainless steel shelf. Exterior shall have a continuous bumper on three sides. Casters shall be 5" (127mm) all-swivel Lake-Glide® with cushion tread wheels, fastened to an 18-gauge stainless steel dolly for extra strength.

Lakeside Manufacturing, Inc.

4900 West Electric Avenue • West Milwaukee, WI 53219 U.S.A.

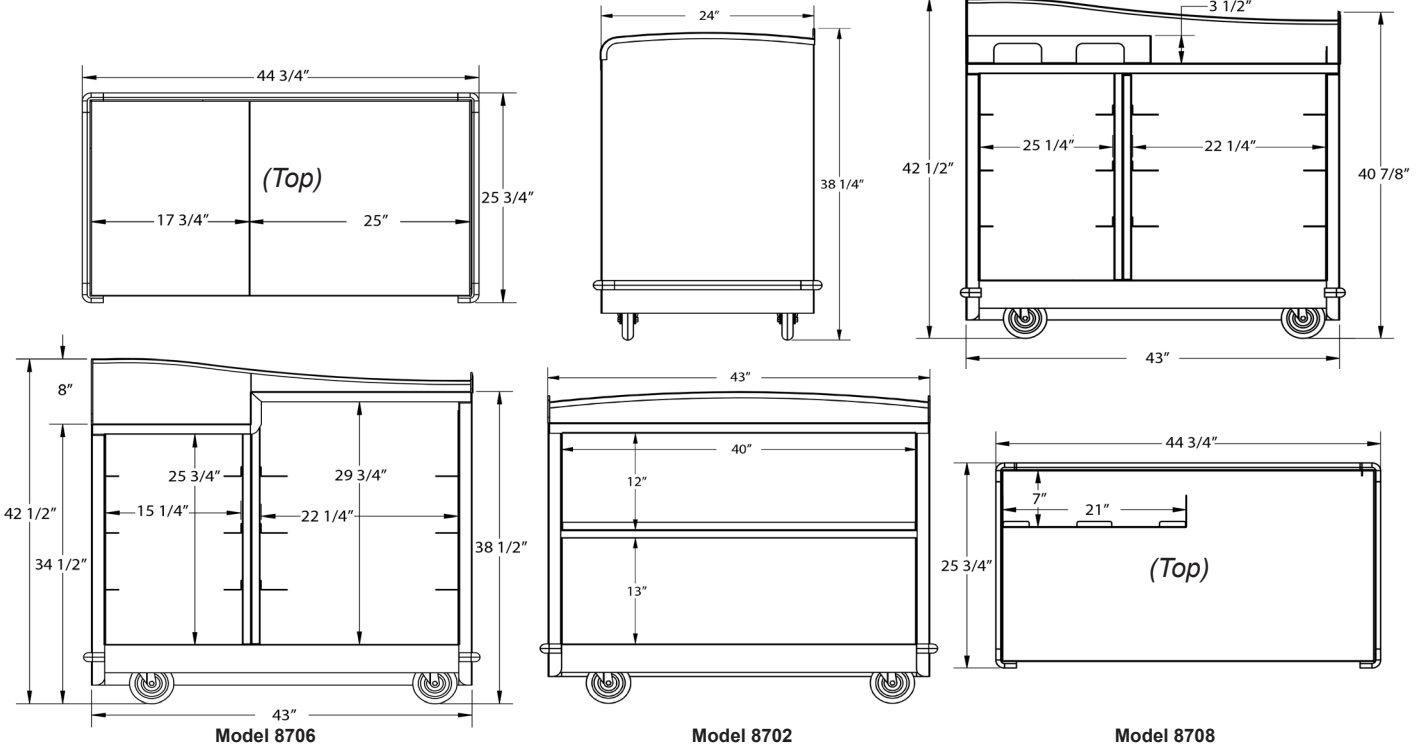
800-558-8565 • 414-902-6400 • Fax 414-902-6446 • info@eLakeside.com • www.eLakesideFoodservice.com

Models
8702, 8704
8706, 8708

Hydration Cart

Full-Serve Stainless Steel

Spec. #



AIA #

Model Information:

Model	Description	Top Height	Compartment(s)			Overall Size			Case Wt. Lbs. (Kg)	
			W	D	H	W	D	H		
8702	Flat Top, 1 Interior Shelf	35" (889)	40" (1016)	23 3/4" 603	26" 660	44 3/4" (1137)	25 3/4" 654	38 1/4" 972)	129 (58.5)	
8704	Flat Top, 2 Compartments	34 1/2" (876)	L	17 1/2" (445)	23 3/4" 572	25 3/4" 654)	44 3/4" (1137)	25 3/4" 654)	38 1/4" 972)	165 (74.8)
			R	20 1/2" (521)	23 3/4" 572)	25 3/4" 654)				
8706	Dual Height Top, 2 Compartments	H 38 1/2" (978)	L	15 1/4" (387)	24" 610)	25 3/4" 654)	44 3/4" (1137)	25 3/4" 654)	42 1/2" 1080)	182 (82.6)
		L 34 1/2" (876)	R	22 1/4" (565)	24" 610)	25 3/4" 654)				
8708	Flat Top, High Edge 2 Compartments	34 1/2" (876)	L	15 1/4" (387)	24" 610)	25 3/4" 654)	44 3/4" (1137)	25 3/4" 654)	42 1/2" 1080)	185 (83.9)
			R	22 1/4" (565)	24" 610)	25 3/4" 654)				

Dimensions in () denote metric milimeters, unless otherwise noted.

Available Laminate Finishes



Walnut Gray Sand Light Maple Victorian Cherry



Beige Suede Hard Rock Maple Red Maple Red Green Black Royal Blue Purple

Options:

- Dual wrap around bumper
- Utility drawer(s) ___
- Eutectic chilled drawer(s) ___
- Pull-out stainless steel shelf
- Laminate exterior finish
- Vinyl graphic exterior wrap
- Hinged doors



Lakeside Manufacturing, Inc.
4900 West Electric Avenue • West Milwaukee, WI 53219 U.S.A.
800-558-8565 • 414-902-6400 • Fax 414-902-6446
info@eLakeside.com • www.eLakesideFooservice.com