



Special Features:

- ✓ Standard Duty Microwave Shelf
- ✓ 24" x 24" Wall Mounted Shelf
- ✓ 4ft³ Surface / Working Area
- ✓ 18 Gauge 430 Stainless Steel
- ✓ Load Capacity: 200 Lbs
- ✓ 2 Stainless Steel Mounting Brackets Included

Product Description:

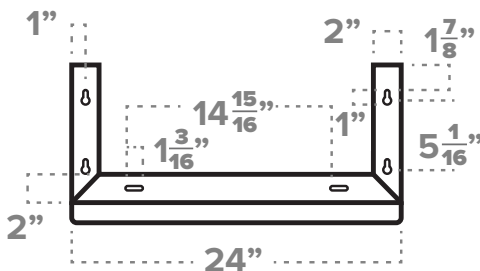
The Empura 2424WMS18G is a 24" wide 24" deep stainless steel microwave shelf with a large 3ft³ surface area / work space. The shelf includes 2 metal brackets that allow it to be mounted on the wall. This microwave shelf features an 18 gauge 430 stainless steel construction that provides unwavering stability. This model has a load capacity of 200 lbs and can support most commercial microwave ovens.

About Empura Shelves:

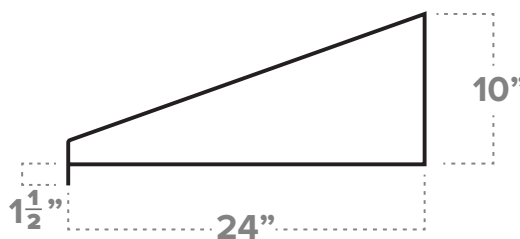
Empura Stainless Steel Shelves are an economical choice when you are looking to replace, or expand your kitchen's storage or work space. Heavy duty stainless steel construction and relatively high load capacities make these stainless steel shelves a safe choice when you're in need of a wall mounted shelf to add storage to your kitchen or active working area for small cooking appliances and food prep.

Width	Depth	Height	Surface Area	Loading Capacity	Materials
24"	24"	10"	4ft ³	200 Lbs	18 GA 430 S/S

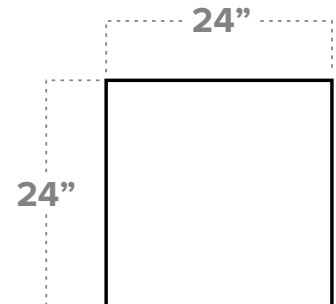
Front View



Side View



Top View



Intended For Commercial Use Only. Empura assumes no liability for component failure, factory defects or any other damages for units installed in non-commercial foodservice or residential applications.

Attention CA Residents: This product can expose you to chemicals including lead, which are known to the State of California to cause cancer, birth defects, or other reproductive harm. For more information, go to www.p65warnings.ca.gov.