



# BEVERAGE-AIR

Project: _____	AIA#
Item: _____	
Location: _____	SIS#
Approved: _____	

# FLG24HC BAR EQUIPMENT: GLASS FROSTER SERIES

## BAR EQUIPMENT

### FLG24HC Solid Door Glass and Plate Froster Hydrocarbon Series

MODEL:  
FLG24HC-1-B



**7 Year Parts/Labor Warranty**  
**7 Year Compressor Warranty**

### CABINET CONSTRUCTION

- Exterior features durable black painted steel
- Interior liner is made of corrosion resistant aluminum
- Stainless steel top
- Front loading
- Full electronic control
- Interior thermometer is standard
- Self closing door with 120° stay open feature, on cartridge style hinges
- Door opening includes low wattage, anti-condensate heaters
- Magnetic gasket for positive seal
- Two (2) epoxy coated shelves standard
- Field reversible door
- Automatic defrost of coil is standard
- Built-in condensate evaporator system
- No floor drain or additional plumbing

### OPTIONS & ACCESSORIES

- Stainless steel back
- Stainless steel interior
- Remote option\*  
(refrigerant must be specified at time of order, see note on back on page)

### REFRIGERATION SYSTEM

- Refrigeration system uses R290 refrigerant to comply with all environmental concerns
- Automatic, electric defrost
- Epoxy coated evaporator coil
- Chills glasses and plates at 0°F and below (factory setpoint is 0°F)



Please verify qualifying units by visiting:  
[www.energystar.gov/cfs](http://www.energystar.gov/cfs)

3779 Champion Blvd., Winston-Salem, NC 27105  
1-888-845-9800 Fax: 1-336-245-6453  
Beverage-Air.com Sales@bevair.com



# BEVERAGE-AIR

## Bar Equipment - Glass and Plate Froster Model: FLG24HC-1-B

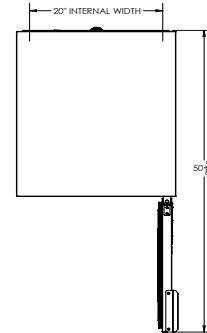
MODEL	FLG24HC-1-B
<b>EXTERNAL DIMENSIONAL DATA</b>	
Width Overall	24"
Depth Overall with Handle	30 1/8"
Height Overall	32"
Number of Doors	1
Door Opening 90°	50 5/8"
Door Opening (in)	19 5/8" x 21 5/8"
<b>INTERNAL DIMENSIONAL DATA</b>	
NET Capacity (cubic ft.)	5.06
Internal Width Overall (in)	20"
Internal Depth Useable (in)	18 1/4"
Internal Height Overall (in)	23"
Number of Shelves	2
12 oz. Mugs Chilling Capacity	80
8" Plate Chilling Capacity	100
<b>ELECTRICAL DATA</b>	
Full Load Amperes	2.5
<b>REFRIGERATION DATA</b>	
Horsepower	1/4
Capacity (BTU/Hr)	858
Heat Rejection (BTU/Hr)	1287
Charge (lbs/grams)	0.0992/45
<b>SHIPPING DATA</b>	
Gross Weight - Crated	208 lbs
Height - Crated	45"
Width - Crated	30"
Depth - Crated	32"

\*NOTE: Remote units are field wired and come with 6" legs.  
Refrigerant must be specified at time of order.

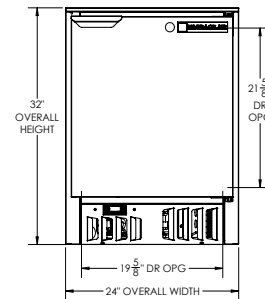
We reserve the right to change specifications and product design without notice. Such revisions do not entitle the buyer to corresponding changes, improvements, additions or replacements for previously purchased equipment. Dimensional tolerances +/- 1/4". Metric dimensions (MM).

### Model Views

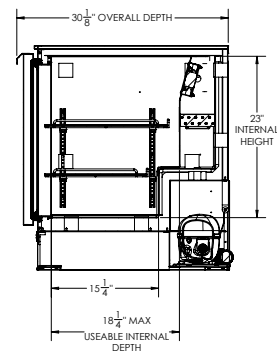
Required Clearance: 0" all sides



### PLAN VIEW



### ELEVATION VIEW



### SIDE VIEW



### ELECTRICAL CONNECTION



115/60/1  
NEMA 5-15P

Unit pre-wired at factory and include 8' long cord and plug set.