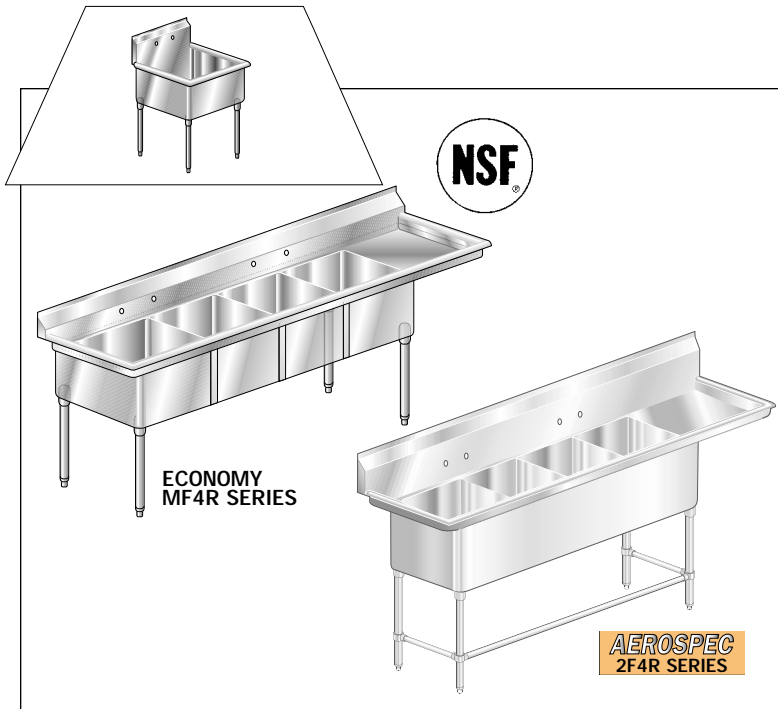


## F4R SERIES, Four Compartment with Right Drainboard



Item# \_\_\_\_\_ Project \_\_\_\_\_

Quantity	ECONOMY MF4 Model #	DELUX 3F4 Model #	AEROSPEC 3F4 Model #
<b>21" WIDE</b>			
_____	MF4-2116-18R	3F4-2116-18R	2F4-2116-18R
_____	MF4-2116-24R	3F4-2116-24R	2F4-2116-24R
_____	MF4-2116-30R	3F4-2116-30R	2F4-2116-30R
_____	MF4-2116-36R	3F4-2116-36R	2F4-2116-36R
<b>20" WIDE</b>			
_____	MF4-2020-20R	3F4-2020-20R	2F4-2020-20R
_____	MF4-2020-24R	3F4-2020-24R	2F4-2020-24R
_____	MF4-2020-30R	3F4-2020-30R	2F4-2020-30R
_____	MF4-2020-36R	3F4-2020-36R	2F4-2020-36R
<b>24" WIDE</b>			
_____	MF4-2418-18R	3F4-2418-18R	2F4-2418-18R
_____	MF4-2418-24R	3F4-2418-24R	2F4-2418-24R
_____	MF4-2418-30R	3F4-2418-30R	2F4-2418-30R
_____	MF4-2418-36R	3F4-2418-36R	2F4-2418-36R
<b>24" WIDE</b>			
_____	MF4-2424-18R	3F4-2424-18R	2F4-2424-18R
_____	MF4-2424-24R	3F4-2424-24R	2F4-2424-24R
_____	MF4-2424-30R	3F4-2424-30R	2F4-2424-30R
_____	MF4-2424-36R	3F4-2424-36R	2F4-2424-36R
<b>30" WIDE</b>			
_____	MF4-3020-20R	3F4-3020-20R	2F4-3020-20R
_____	MF4-3020-24R	3F4-3020-24R	2F4-3020-24R
_____	MF4-3020-30R	3F4-3020-30R	2F4-3020-30R
_____	MF4-3020-36R	3F4-3020-36R	2F4-3020-36R

### MATERIAL

#### BODY

- MF -16 gauge 304 stainless steel bowl, 430 body.
- 3F -16 gauge 304 stainless steel.
- 2F -14 gauge 304 stainless steel. (AEROSPEC)

#### LEGS

- 1 1/2" O.D. 16 gauge 304 series stainless steel tubing, complete with 1" adjustable impact resistant white metal feet.

### DESIGN FEATURES

- All sinks are fully cartoned.
- Easily assembled.
- Drainboards pitched 3/4" for positive drainage.

### EXCLUSIVE AERO SAFETY EDGE

- Sink hemmed on the roll and backsplash to eliminate cuts from rough edges.

### CONSTRUCTION

- **Exclusive 14" bowl depth on all models (consultant's spec).**
- **Custom style fabricated bowl for true gauge integrity.**
- All sinks have a 3/8" radius at all intersecting planes (consultant's spec).
- 18 gauge stainless steel strip to cover seams between bowls.
- Stainless steel gusset is machine welded 360 deg. to a stainless steel triangular plate.
- Gusset plate is fully welded directly underneath the sink for support.
- Polished to a #4 blended finish.
- All sinks with drainboards 30" or longer equipped with 2 stainless steel 1 1/2" O.D. legs with stainless steel gussets and white metal feet.

### PLUMBING

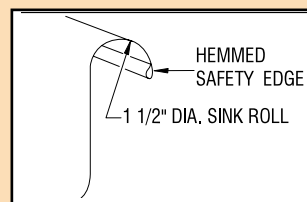
- Water supply is 1/2" hot and cold.
- Faucet holes are 8" o.c. (Faucets not included. See accessories).

### AEROSPEC

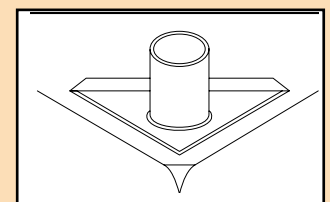
*Includes all of the above and the following:*

- Full 10" backplash instead of standard 7".
- 18 gauge stainless steel enclosure surrounding all sink bowls.
- Stainless steel feet in lieu of white metal.
- Legs have stainless steel crossbracing with aluminum castings at all intersections.

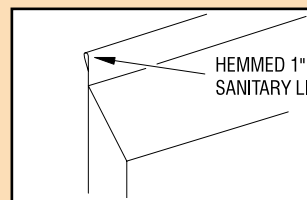
## CUSTOM SIZES AVAILABLE



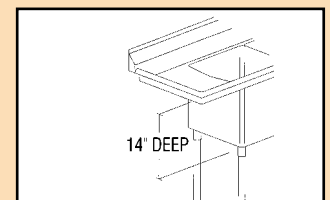
Exclusive Aero Safety Edge



Fully Welded Gusset Assembly



1" Sanitary Lip



14" Custom-Style Bowl

## CONSULTANT'S SPECS AT PRODUCTION PRICES

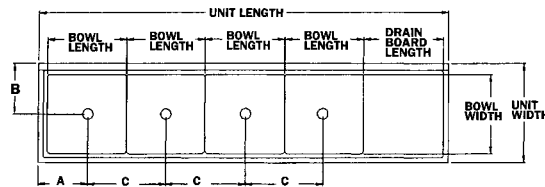
email - sales@aeromfg.com

AERO MANUFACTURING COMPANY • 310 ALLWOOD ROAD, CLIFTON, NEW JERSEY 07012 • VOICE 973.473.5300 FAX 973.473.3794

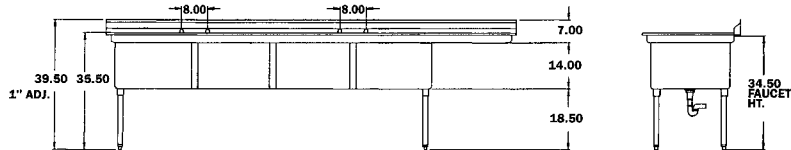


# DIMENSIONAL SPECIFICATIONS

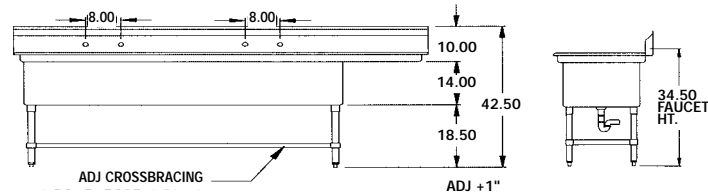
F4R SERIES, NSF Sinks, Four Compartment, Right Drainboard



ECONOMY  
MF4R SERIES



AEROSPEC  
2F4R SERIES



■ Supplied with stainless steel drain basket and strainer.

BOWL Width	BOWL Length	UNIT Width	UNIT Length	DRAIN BOARD Length	A Drain	B Drain	C Drain	ECONOMY MF4 Model #	DELUX 3F4 Model #	AEROSPEC 2F4 Model #	Ship Weight	Cubic Feet	Sets, Faucet Holes
<b>21" WIDE</b>													
21	16	27	86.25	18	10.75	13.75	16	MF4-2116-18R	3F4-2116-18R	2F4-2116-18R	160	28	TWO
21	16	27	92.25	24	10.75	13.75	16	MF4-2116-24R	3F4-2116-24R	2F4-2116-24R	170	30	TWO
21	16	27	98.25	30	10.75	13.75	16	MF4-2116-30R	3F4-2116-30R	2F4-2116-30R	180	32	TWO
21	16	27	104.25	36	10.75	13.75	16	MF4-2116-36R	3F4-2116-36R	2F4-2116-36R	190	34	TWO
<b>20" WIDE</b>													
20	20	26	104.25	20	12.75	13.25	20	MF4-2020-20R	3F4-2020-20R	2F4-2020-20R	190	32	TWO
20	20	26	108.25	24	12.75	13.25	20	MF4-2020-24R	3F4-2020-24R	2F4-2020-24R	200	34	TWO
20	20	26	114.25	30	12.75	13.25	20	MF4-2020-30R	3F4-2020-30R	2F4-2020-30R	210	36	TWO
20	20	26	120.25	36	12.75	13.25	20	MF4-2020-36R	3F4-2020-36R	2F4-2020-36R	220	38	TWO
<b>24" WIDE</b>													
24	18	30	94.25	18	11.75	13.75	18	MF4-2118-18R	3F4-2118-18R	2F4-2118-18R	170	31	TWO
24	18	30	100.25	24	11.75	13.75	18	MF4-2118-24R	3F4-2118-24R	2F4-2118-24R	180	33	TWO
24	18	30	106.25	30	11.75	13.75	18	MF4-2118-30R	3F4-2118-30R	2F4-2118-30R	190	35	TWO
24	18	30	112.25	36	11.75	13.75	18	MF4-2118-36R	3F4-2118-36R	2F4-2118-36R	200	37	TWO
<b>24" WIDE</b>													
24	24	30	118.25	18	14.75	15.25	24	MF4-2424-18R	3F4-2424-18R	2F4-2424-18R	210	43	TWO
24	24	30	124.25	24	14.75	15.25	24	MF4-2424-24R	3F4-2424-24R	2F4-2424-24R	215	45	TWO
24	24	30	130.25	30	14.75	15.25	24	MF4-2424-30R	3F4-2424-30R	2F4-2424-30R	220	47	TWO
24	24	30	136.25	36	14.75	15.25	24	MF4-2424-36R	3F4-2424-36R	2F4-2424-36R	225	50	TWO
<b>30" WIDE</b>													
30	20	36	104.25	20	12.75	18.25	20	MF4-3020-20R	3F4-3020-20R	2F4-3020-20R	230	45	TWO
30	20	36	108.25	24	12.75	18.25	20	MF4-3020-24R	3F4-3020-24R	2F4-3020-24R	235	47	TWO
30	20	36	114.25	30	12.75	18.25	20	MF4-3020-30R	3F4-3020-30R	2F4-3020-30R	240	50	TWO
30	20	36	120.25	36	12.75	18.25	20	MF4-3020-36R	3F4-3020-36R	2F4-3020-36R	245	53	TWO

All dimensions are typical (tol. ±1/8"). • For Accessories and Options see pages FS-7A, FS-7B.

email - sales@aeromfg.com

AERO MANUFACTURING COMPANY • 310 ALLWOOD ROAD, CLIFTON, NEW JERSEY 07012 • VOICE 973.473.5300 FAX 973.473.3794