



Insulated Ice Bin

Stainless Steel Ice Bins



Use your smart phone to scan the above QR code to visit our website:
www.bk-resources.com

Certifications:



Features:

- 12" Ice Bin Depth
- Includes 1 1/2" NPS Drain
- Stainless Legs Install Directly Into the Sink Body
- Included Lid Required for Human Consumption

Material:

- T-304 18 ga Stainless Steel
- Stainless Steel Legs
- Adjustable High Impact Corrosion Resistant Feet

Options:

- Upgraded Bullet Feet

Part Number	Unit Size (l x w x h)	Ice Bin Dim. (l x w x d)	Ice Bin Capacity	Product Weight (lbs)
UB4-18-IB24	24" x 18" x 33 1/2"	20 3/8" x 15" x 12 9/16"	66 lbs	65.00
UB4-18-IB30	30" x 18" x 33 1/2"	25" x 15" x 12 9/16"	80 lbs	79.00
UB4-18-IB36	36" x 18" x 33 1/2"	31" x 15" x 12 9/16"	100 lbs	93.00
UB4-18-IB48	48" x 18" x 33 1/2"	43" x 15" x 12 9/16"	140 lbs	
UB4-21-IB24	24" x 21 1/4" x 33 1/2"	20 3/8" x 18" x 12 9/16"	80 lbs	60.00
UB4-21-IB30	30" x 21 1/4" x 33 1/2"	25" x 18" x 12 9/16"	97 lbs	
UB4-21-IB36	36" x 21 1/4" x 33 1/2"	31" x 18" x 12 9/16"	120 lbs	88.00
UB4-21-IB48	48" x 21 1/4" x 33 1/2"	43" x 18" x 12 9/16"	167 lbs	110.00

PRODUCT DATA SHEET

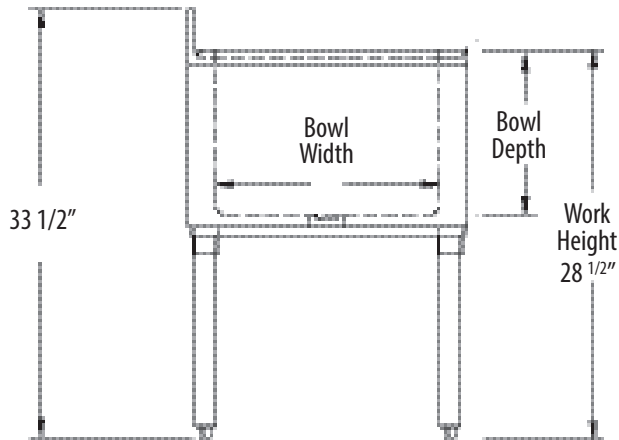
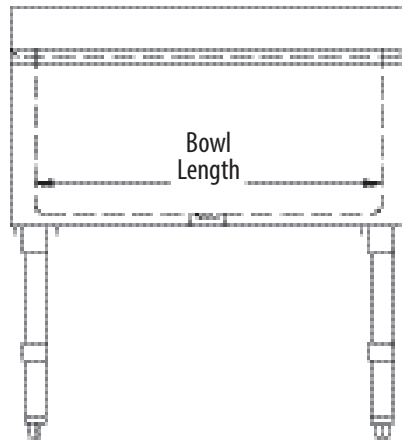
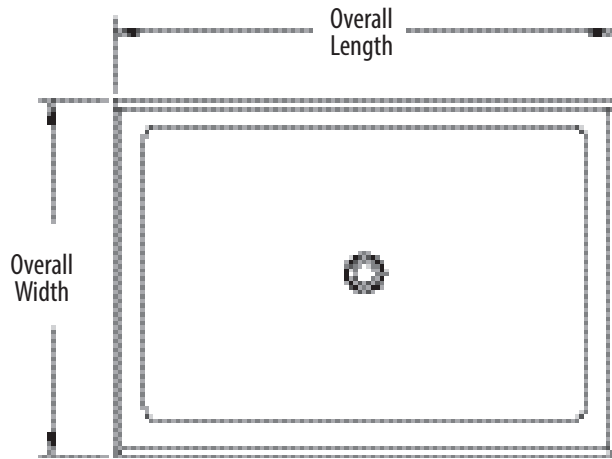
BK RESOURCES





Insulated Ice Bin

Stainless Steel Ice Bins



PRODUCT DATA SHEET

BK RESOURCES

