



SIMPLESPEC

DISHWASHER CANOPY HOOD MODELS SSA-DISH

This exhaust only condensate canopy designed to ventilate steam producing cooking equipment. This model hood is recommended to be installed over automatic dishwashers and steam or heat producing cooking equipment, and is for use in Type II applications only.

SHORT FORM SPEC: Avtec SSA-DISH series hood system designed for use over door and conveyor dish machines. Includes stainless hood with built in 2" gutter, 1/2" drain, and perforated duct screen. Accessories to include top enclosure to a 120" ceiling.

AVAILABLE MODELS:

- SSA-DISH42042
- SSA-DISH48064
- SSA-DISH48084

STANDARD FEATURES:

- All 18 gauge 201 stainless steel construction
- Fixed location hanger brackets
- Duct collar
- 2" Perimeter gutter with 1/2" drain
- Perforated stainless steel duct screen
- 18" top trim up to 120" ceiling

SPECIFICATIONS: This is a single shell exhaust only Type II canopy. Hood shall be constructed of all stainless steel. Hood shall have a 2" wide perimeter gutter with a 1/2" diameter drain located in one corner and a 3" stainless steel nipple. Hood shall also contain a stainless steel perforated duct protector.

ORIGIN OF MANUFACTURE: Designed and manufactured in the United States.

Certifications:



PROJECT NAME:	
LOCATION:	
ITEM NO:	
QTY:	
MODEL NO:	
AIA NO:	
SIS NO:	
CSI SECTION:	11400



Model SSA-DISH42042 shown

ADDITIONAL RESOURCES:

[Request A Quote](#)

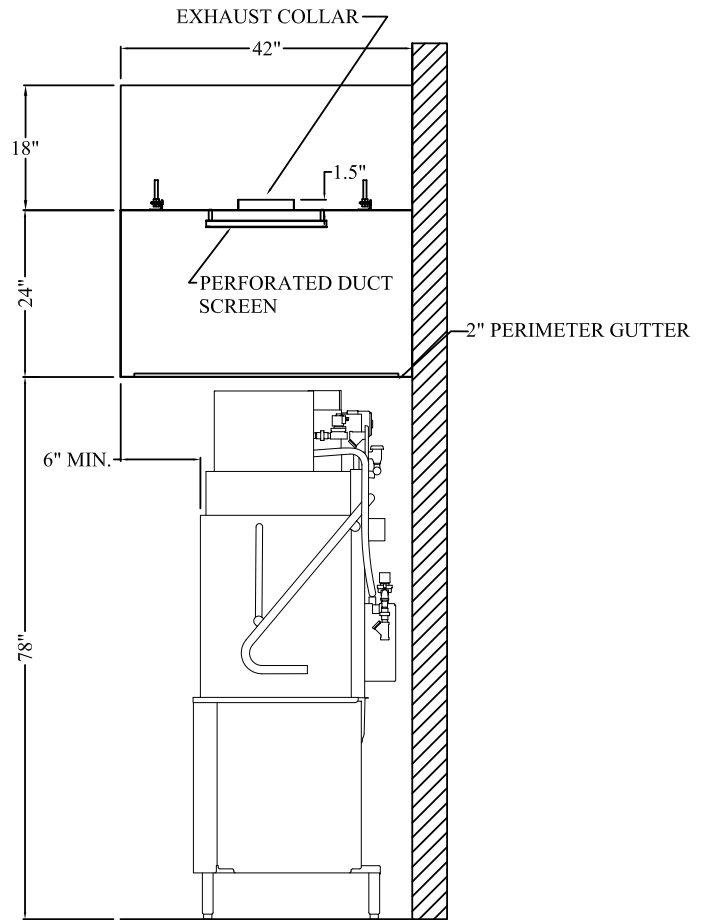
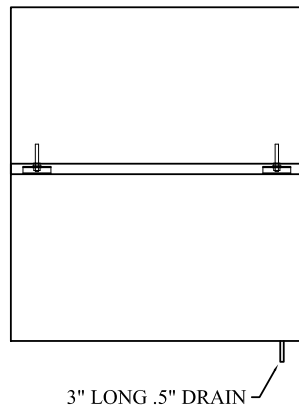
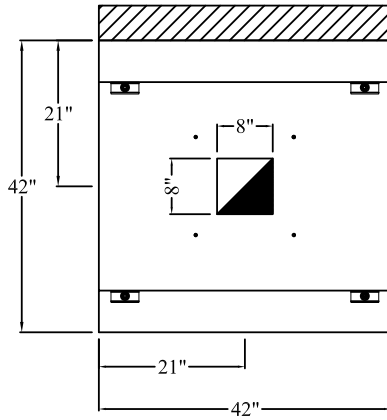
[Product Videos](#)

[Sales Tools](#)

[Find A Rep](#)

SimpleSpec
SP SHT2005 RevB

01/21



MODEL	SIZE	EXHAUST CFM	COLLAR
SSA-DISH42042	Fits 20" Door Dish Machines	700	(1) 8x8 @.25SP