

Item# _____ Project _____

Quantity	ECONOMY 16GA 430 Model #	DELUX 16GA 304 Model #	PREMIUM 14GA 304 Model #	AEROSPEC 14GA 304 Model #
24" WIDE				
—	4TS-2424	3TS-2424	2TS-2424	1TS-2424
—	4TS-2430	3TS-2430	2TS-2430	1TS-2430
—	4TS-2436	3TS-2436	2TS-2436	1TS-2436
—	4TS-2448	3TS-2448	2TS-2448	1TS-2448
—	4TS-2460	3TS-2460	2TS-2460	1TS-2460
—	4TS-2472	3TS-2472	2TS-2472	1TS-2472
—	4TS-2484	3TS-2484	2TS-2484	1TS-2484
—	4TS-2496	3TS-2496	2TS-2496	1TS-2496
—	4TS-24108	3TS-24108	2TS-24108	1TS-24108
—	4TS-24120	3TS-24120	2TS-24120	1TS-24120
—	4TS-24132	3TS-24132	2TS-24132	1TS-24132
—	4TS-24144	3TS-24144	2TS-24144	1TS-24144

30" WIDE				
—	4TS-3024	3TS-3024	2TS-3024	1TS-3024
—	4TS-3030	3TS-3030	2TS-3030	1TS-3030
—	4TS-3036	3TS-3036	2TS-3036	1TS-3036
—	4TS-3048	3TS-3048	2TS-3048	1TS-3048
—	4TS-3060	3TS-3060	2TS-3060	1TS-3060
—	4TS-3072	3TS-3072	2TS-3072	1TS-3072
—	4TS-3084	3TS-3084	2TS-3084	1TS-3084
—	4TS-3096	3TS-3096	2TS-3096	1TS-3096
—	4TS-30108	3TS-30108	2TS-30108	1TS-30108
—	4TS-30120	3TS-30120	2TS-30120	1TS-30120
—	4TS-30132	3TS-30132	2TS-30132	1TS-30132
—	4TS-30144	3TS-30144	2TS-30144	1TS-30144

36" WIDE				
—	4TS-3636	3TS-3636	2TS-3636	1TS-3636
—	4TS-3648	3TS-3648	2TS-3648	1TS-3648
—	4TS-3660	3TS-3660	2TS-3660	1TS-3660
—	4TS-3672	3TS-3672	2TS-3672	1TS-3672
—	4TS-3684	3TS-3684	2TS-3684	1TS-3684
—	4TS-3696	3TS-3696	2TS-3696	1TS-3696
—	4TS-36108	3TS-36108	2TS-36108	1TS-36108
—	4TS-36120	3TS-36120	2TS-36120	1TS-36120
—	4TS-36132	3TS-36132	2TS-36132	1TS-36132
—	4TS-36144	3TS-36144	2TS-36144	1TS-36144

42" WIDE				
—	N.A.	N.A.	2TS-4248	1TS-4248
—	N.A.	N.A.	2TS-4260	1TS-4260
—	N.A.	N.A.	2TS-4272	1TS-4272
—	N.A.	N.A.	2TS-4284	1TS-4284
—	N.A.	N.A.	2TS-4296	1TS-4296
—	N.A.	N.A.	2TS-42108	1TS-42108
—	N.A.	N.A.	2TS-42120	1TS-42120
—	N.A.	N.A.	2TS-42132	1TS-42132
—	N.A.	N.A.	2TS-42144	1TS-42144

***FOR 48" WIDE TABLES SEE PRICE LIST**

MATERIAL

TOP

- 1 7/8" turn down on 4 sides.
- Two heavy gauge steel box channels on 24" wide tables for rigidity.
- Three heavy gauge steel box channels on 30" tables for rigidity.
- Four heavy gauge steel box channels on 36" and 42" tables for rigidity.
- Sound deadened between table top and channels.

SHELF

- 18 gauge 430 series stainless steel.

LEGS

- 1 3/8" O.D. 16 gauge 304 series solid stainless steel tubing, complete with 1" adjustable, impact resistant, white metal feet.

DESIGN FEATURES

- Undershef is the largest in the industry.
- Undershef is fully adjustable and flexible in design.
- All tables fully cartoned.
- Easily assembled.

EXCLUSIVE AERO SAFETY EDGE

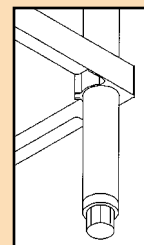
- Table and undershef hemmed to eliminate cuts from rough edges.

CONSTRUCTION

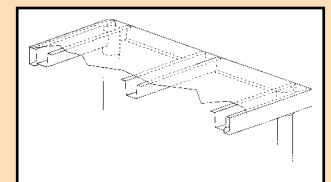
- Top is polished to a #4 mill finish.
- Heliarc welded construction creates uniform, rock-solid unit.
- Gussets fully welded for extra rigidity.
- All tables shipped K.D.

AEROSPEC

- 1TS TABLES ARE **AEROSPEC DESIGNED**.
In addition to above specifications;
- All four sides have a "V" countertop edge to eliminate spillage.
- Stainless steel gussets in lieu of galvanized.
- Stainless steel feet in lieu of white metal.



Adjustable Undershef with Exclusive **AEROLock** Extrusion



Strongest Construction in the Industry

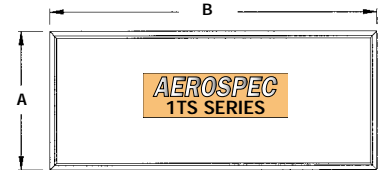
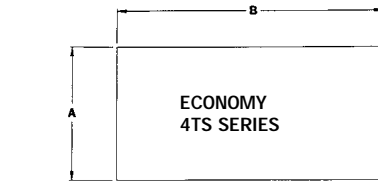
SEE PAGES SP-6A & SP-6B
TO DESIGN YOUR
FLEXIBLE WORKCENTER

BUILT TO LAST A LIFETIME


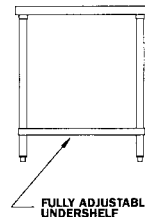
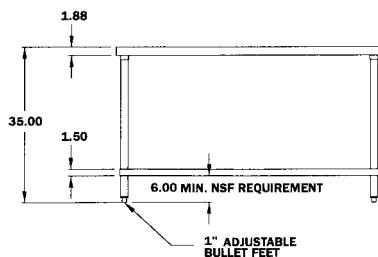


DIMENSIONAL SPECIFICATIONS

TS SERIES Flat Top, Stainless Steel Undershelf



- Tables over 72" in length are shipped with six legs.
- Undershelf O.D.
*Table Length -2",
 Table Width -2".*
- All feet have a full 1" adjustability.



A Width	B Length	ECONOMY 16GA 430 Model #	DELUX 16GA 304 Model #	PREMIUM 14GA 304 Model #	AEROSPEC 14GA 304 Model #	Ship Weight	Cubic Feet
24" WIDE							
24	24	4TS-2424	3TS-2424	2TS-2424	1TS-2424	25	3
24	30	4TS-2430	3TS-2430	2TS-2430	1TS-2430	42	3
24	36	4TS-2436	3TS-2436	2TS-2436	1TS-2436	53	4
24	48	4TS-2448	3TS-2448	2TS-2448	1TS-2448	64	5
24	60	4TS-2460	3TS-2460	2TS-2460	1TS-2460	74	7
24	72	4TS-2472	3TS-2472	2TS-2472	1TS-2472	85	8
24	84	4TS-2484	3TS-2484	2TS-2484	1TS-2484	103	9
24	96	4TS-2496	3TS-2496	2TS-2496	1TS-2496	114	11
24	108	4TS-24108	3TS-24108	2TS-24108	1TS-24108	130	12
24	120	4TS-24120	3TS-24120	2TS-24120	1TS-24120	227	13
24	132	4TS-24132	3TS-24132	2TS-24132	1TS-24132	251	15
24	144	4TS-24144	3TS-24144	2TS-24144	1TS-24144	266	16
30" WIDE							
30	24	4TS-3024	3TS-3024	2TS-3024	1TS-3024	47	3
30	30	4TS-3030	3TS-3030	2TS-3030	1TS-3030	52	4
30	36	4TS-3036	3TS-3036	2TS-3036	1TS-3036	59	5
30	48	4TS-3048	3TS-3048	2TS-3048	1TS-3048	72	7
30	60	4TS-3060	3TS-3060	2TS-3060	1TS-3060	85	8
30	72	4TS-3072	3TS-3072	2TS-3072	1TS-3072	93	10
30	84	4TS-3084	3TS-3084	2TS-3084	1TS-3084	113	12
30	96	4TS-3096	3TS-3096	2TS-3096	1TS-3096	126	13
30	108	4TS-30108	3TS-30108	2TS-30108	1TS-30108	150	15
30	120	4TS-30120	3TS-30120	2TS-30120	1TS-30120	261	17
30	132	4TS-30132	3TS-30132	2TS-30132	1TS-30132	268	18
30	144	4TS-30144	3TS-30144	2TS-30144	1TS-30144	283	20
36" WIDE							
36	36	4TS-3636	3TS-3636	2TS-3636	1TS-3636	75	6
36	48	4TS-3648	3TS-3648	2TS-3648	1TS-3648	82	8
36	60	4TS-3660	3TS-3660	2TS-3660	1TS-3660	96	10
36	72	4TS-3672	3TS-3672	2TS-3672	1TS-3672	108	12
36	84	4TS-3684	3TS-3684	2TS-3684	1TS-3684	127	14
36	96	4TS-3696	3TS-3696	2TS-3696	1TS-3696	140	16
36	108	4TS-36108	3TS-36108	2TS-36108	1TS-36108	165	18
36	120	4TS-36120	3TS-36120	2TS-36120	1TS-36120	261	20
36	132	4TS-36132	3TS-36132	2TS-36132	1TS-36132	290	22
36	144	4TS-36144	3TS-36144	2TS-36144	1TS-36144	305	24
42" WIDE							
42	48	N.A.	N.A.	2TS-4248	1TS-4248	128	9
42	60	N.A.	N.A.	2TS-4260	1TS-4260	148	12
42	72	N.A.	N.A.	2TS-4272	1TS-4272	170	14
42	84	N.A.	N.A.	2TS-4284	1TS-4284	206	16
42	96	N.A.	N.A.	2TS-4296	1TS-4296	228	19
42	108	N.A.	N.A.	2TS-42108	1TS-42108	260	21
42	120	N.A.	N.A.	2TS-42120	1TS-42120	454	23
42	132	N.A.	N.A.	2TS-42132	1TS-42132	517	26
42	144	N.A.	N.A.	2TS-42144	1TS-42144	532	28

All dimensions are typical (tol. ±1/8"). • For Accessories and Options see pages TS-5A, TS-5B.

email - sales@aeromfg.com

AERO MANUFACTURING COMPANY • 310 ALLWOOD ROAD, CLIFTON, NEW JERSEY 07012 • VOICE 973473.5300 FAX 973.473.3794