



Project Name: _____

Location: _____

Item #: _____ Qty: _____

Model: _____

MIM85H SELF-CONTAINED ICE MACHINE

MODEL: MIM85H



The MIM85H self-contained, air-cooled ice machine is perfect for any free-standing or built-in application. Each unit features a self-contained storage bin and a durable, easy to clean stainless steel and black plastic trim exterior. The easy-to-use controls, front-breathing design with vertical evaporator and proven ice making technology will deliver years of reliable ice production.

FEATURES AND CONSTRUCTION

- Stainless steel exterior with black plastic trim
- Air cooled compressor
- Programmable, solid state, digital electronic control system.
- Built-in self cleaning mode
- Includes scoop
- Polyethylene storage bin liner for improved sanitation

DAILY ICE PRODUCTION

Air Temp 70°F (21°C) / Water Temp 50°F (10°C)
MIM85H..... 88 lbs (40 kg)

Air Temp 90°F (32°C) / Water Temp 70°F (21°C)
MIM85H..... 56 lbs (31 kg)

ICE BIN STORAGE CAPACITY

MIM85H..... 25 lbs (11 kg)

OPERATING REQUIREMENTS

Ambient Air Temperature Range..... 50° to 100°F (10° to 38°C)

Water Temperature Range..... 41° to 90°F (5° to 32°C)

Water Usage per 100 lbs of ice..... 21 Gallons (80L)

Water Supply Line Connection 3/8" FPT

Water Pressure Range:

Min PSI..... 15 Max PSI 75*

Min Bar 1.0 Max Bar 5.5


*Above 75 PSI requires a regulator

Energy Consumption per 100 lbs of ice:

MIM85H..... 11.96 kWh/100 lbs

ELECTRIC

115V / 60Hz / 1Ph
(230V / 50-60Hz / 1Ph is available as an option)
6' (2m) NEMA 5-15P cord set included



NEMA 5-15P

3RD PARTY APPROVALS



Intertek

Certified to ANSI NSF 12



Intertek

Certified to ANSI UL 563



Zero Ozone Depletion Potential

MAXX ICE WARRANTY (USA / CANADA)

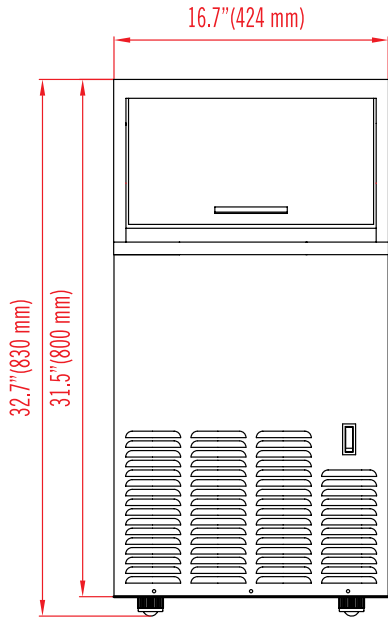
Contact Maxx Ice for warranty statement at
TechnicalServices@TheLegacyCompanies.com or 877.368.2797



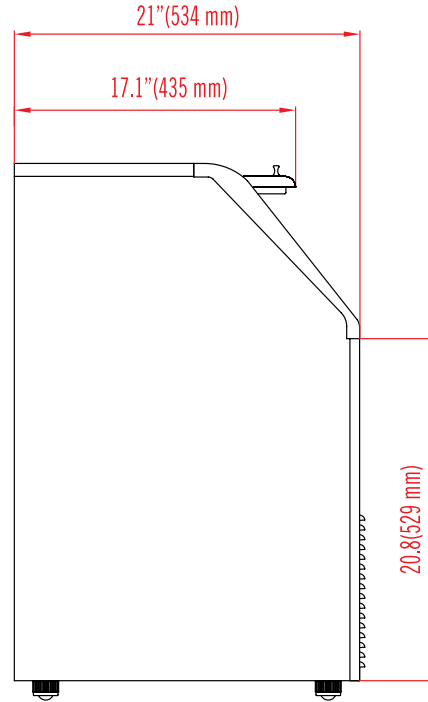
MAXX ICE

MIM85H SELF-CONTAINED ICE MACHINE

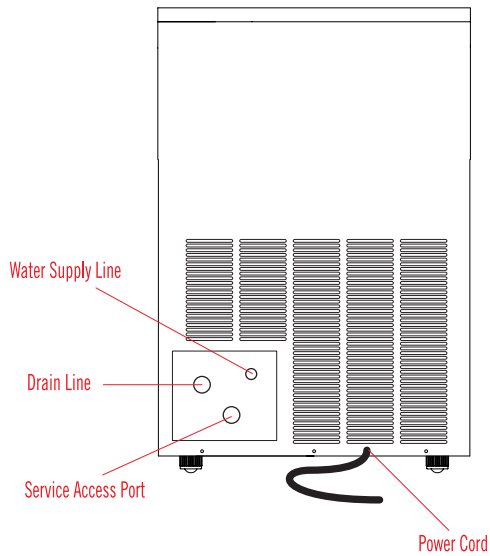
FRONT VIEW



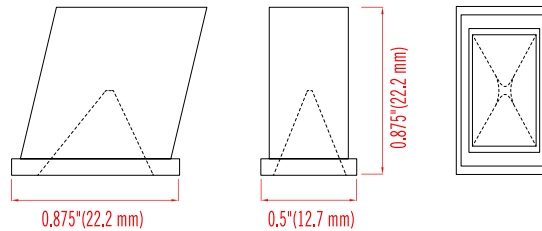
SIDE VIEW



REAR VIEW



HALF DICE CUBE (ACTUAL SIZE)



MODEL	EXTERNAL DIMENSIONS	DAILY ICE PRODUCTION (70°F Air / 50°F Water)	ICE BIN STORAGE CAPACITY	NET WEIGHT / SHIPPING WEIGHT	AMP DRAW (NOMINAL/MAX)	REFRIGERANT AND CHARGE SIZE	ELECTRICAL
MIM85H	16.7" x 21" x 32.7" (424 x 534 x 830 mm)	88 lbs (40 kg)	25 lbs (11kg)	93 lbs (42 kg) 104 lbs (47 kg)	3.8A / 4.7A	R-134a 4.66oz (132g)	115V / 60Hz / 1Ph

INSTALLATION

- A clearance of 2" from the wall is recommended to promote adequate cooling air circulation
- A gravity drain line is required to install this ice machine
- For optimal performance, the use of a water filter is recommended