



Project _____

Item # _____

Quantity _____

Remote Refrigerated Slim Drop-In Wells

Models: CWBR-S1, -S2, -S3, -S4
CWBX-S1, -S2, -S3, -S4

Hatco's Remote Refrigerated Slim Drop-In Well is a full-size unit that blankets your pre-chilled food product to retain optimum freshness and taste in one efficient and easy operation – but placed lengthwise and in two remote configurations. This provides customers with a complete cold well within easy reach, regardless of the sneeze guards and unlimited flexibility for your dining design needs.

Standard features

- Insulated wells available in 1 to 4 full-size pan configurations but placed lengthwise
- NSF 7 approved cold wall construction utilizes a refrigerant that keeps food product cold without drying it out



The unique angled inside wall design provides easy access and clear views. The greater surface area of the angled wall and the placement of the coils allow cold air to more effectively blanket your food product.

- Auto-defrost is activated through an advanced electronic controller programmed at the customer location
- 1" NPT brass drain simplifies cleaning
- Optimal insulation on sides and bottom ensure better cold retention
- Environmentally friendly insulation used throughout
- **CWBR-S models only:**
 - Condenser utilizes R-513A refrigerant
 - Include a condensing unit (shipped loose – can be field mounted up to 50' [15.24 meters] of tubing from unit) and control panel (shipped loose – probe wires are 9' [2.7 meters]) for installing in more convenient or desirable locations
- **CWBX-S models only:**
 - Includes a control panel (shipped loose – probe wires are 9' [2.7 meters]) but without a condensing unit for the increased flexibility of multiple cold well configurations

Model CWBR-S2 with accessory (hotel) food pans and additional support bars

Control panel (shipped loose)

Condensing unit (shipped loose)

Model CWBX-S4 with accessory (hotel) food pans and additional support bars

Control panel (Shipped loose)

Options (available at time of purchase only)

- Additional Four-Year Parts Only Warranty on the Compressor at Time of Unit Purchase (CWBR only and not available for export voltages)
- Slant Kit to give Cold Wells a 5° tilt
- Gasket (Factory installed and eliminates the need for silicone or other sealants)

Accessories

Pan Support Bars
 12" (305 mm)

Stainless Steel Food Pans:

- Third-Size (2.5" [64 mm] H)
- Full-Size (2.5" [64 mm] H)
- Full-Size (6" [152 mm] H)
- Half-Size (2.5" [64 mm] H)
- Full-Size (4" [102 mm] H)

False Bottom (perforated false bottom)

Wire Trivets Stainless:

- Half-Size (10.19" [259 mm] W x 7.625 [194 mm] D)
- Full-Size (10.125" [259 mm] W x 18" [457 mm] D)



For operation, location and safety information, please refer to the Installation and Operating Manual.



HATCO CORPORATION | P.O. Box 340500 Milwaukee, WI 53234-0500 U.S.A. | (414) 671-6350



www.hatcocorp.com | support@hatcocorp.com | [Find a Hatco Rep](#) | [Image Library](#) | [Document Library](#) | [Patents](#) | [Chat](#)



Remote Refrigerated Slim Drop-In Wells

Models: CWBR-S1, -S2, -S3, -S4, CWBX-S1, -S2, -S3, -S4

Ordering Instructions:

Please specify the following with each order:

1. Desired Voltage and Hz:

- 120 (60 Hz),
- 220, 230 or 240V (50 or 60 Hz)

2. Number of Drop-In Wells Required:

1-, 2-, 3- or 4-pan

NOTE: only offered as rectangular, full-size (placed lengthwise) (12" W x 20" D [305 mm x 508 mm])

3. Remote Refrigeration

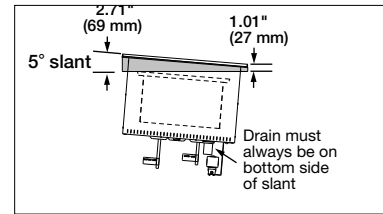
NOTE: Shipped loose: Cold Well with Temperature Probe, Control Panel (Probe Wires are 9' (2.7 meters) and a TXV valve

- A. **CXBR-S** with a Condensing Unit – may be field mounted up to 50' (15.24 meters) of tubing from the unit (shipped loose)
- B. **CXBX-S** without a Condensing Unit (solenoid valve attached to Cold Well)

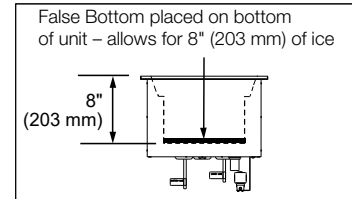
2. Option:

- 1. **Slant Option** for CWBR-S- or CWBX-S-1, -2, -3, -4
- 2. **Gasket** to eliminate need for silicone or other sealants

ALL MODELS, Slant Option (gray highlight)

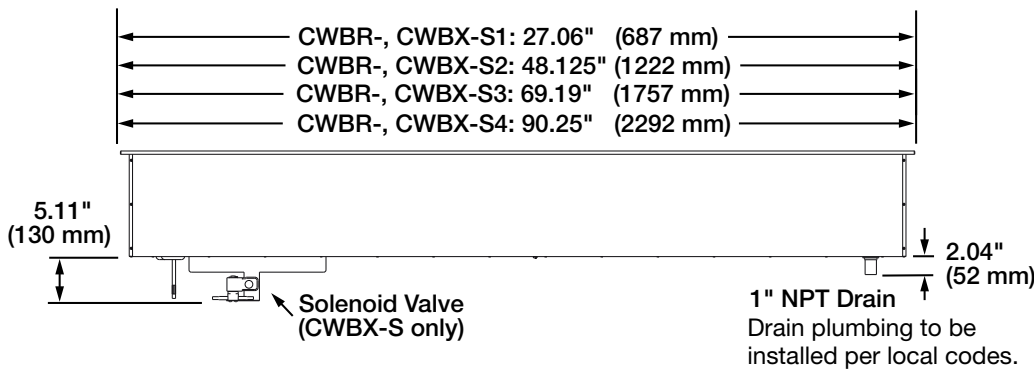


ALL MODELS, False Bottom Accessory (1-part, 2- or 3-part, depending on pan size)

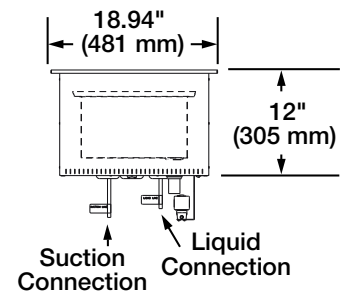


Model CWBR-, CWBX-S1, -S2, -S3, -S4

FRONT VIEW

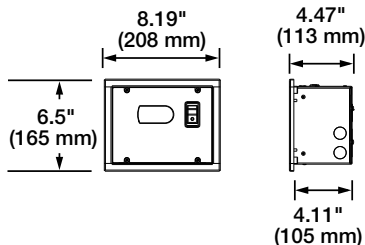


SIDE VIEW CWBR-, CWBX-S1, S2, -S3, -S4



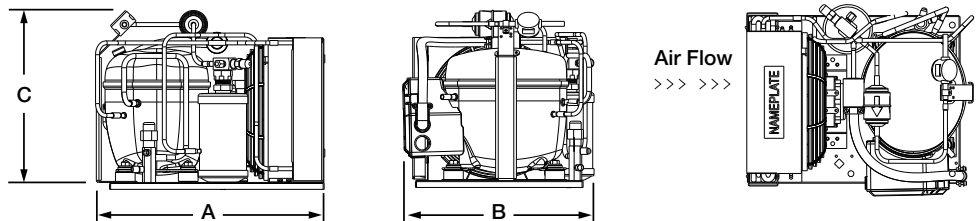
All Models Control Panel

May be field mounted up to 9' (2.7 meters) from unit



Model CWBR only Condensing Unit

May be field mounted up to 50' (15.24 meters) from unit



Condenser Dimensions for Remote Refrigerated Drop-In Wells

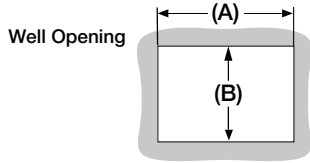
Model	HZ	Voltages	Width (A)	Depth (B)	Height (C)
CWBR-S1, S2, S3	60	120	14.62" (371 mm)	12.27" (312 mm)	11.37" (289 mm)
CWBR-S1, S2, S3	50, 60	220/230/240			
CWBR-S4	60	120	17.45 (444 mm)	16.35" (415 mm)	12.05" (306 mm)
	50	220/230/240	16.55" (420 mm)	13.05" (331 mm)	12.05" (306 mm)
	60		18.86" (479 mm)	16.35" (415 mm)	11.79" (300 mm)





Remote Refrigerated Slim Drop-In Wells

Models: CWBR-S1, -S2, -S3, -S4, CWBX-S1, -S2, -S3, -S4



Cutout Dimensions for Remote Refrigerated Slim Drop-In Wells

Model	Minimum Width (A)	Maximum Width (A)	Minimum Depth (B)	Maximum Depth (B)
CWBR-, CWBX-S1	25.22" (641 mm)	26.06" (662 mm)	17.06" (433 mm)	17.94" (456 mm)
CWBR-, CWBX-S2	46.25" (1175 mm)	47.09" (1196 mm)		
CWBR-, CWBX-S3	67.31" (1710 mm)	68.16" (1731 mm)		
CWBR-, CWBX-S4	88.375" (2245 mm)	89.22" (2266 mm)		

SPECIFICATIONS

Drop-In Full-Size Slim Models - with Condensing Unit[†] and Remote Control Panel

The shaded areas contain electrical information for International models

Model †	Dimensions (Width x Depth x Height)	Voltage	HP Compressor Size	Hz	Watts	Amps	Total Heat of Rejection (BTU/Hr)	Approx. Ship Weight
CWBR-S1	27.06" x 18.94" x 12" (687 x 481 x 305 mm)	120	1/5	60	300	3.8	1288	131 lbs. (59 kg)
		220/230/240	1/3	50	1089/1190/1296	5.0/5.2/5.4	—	
				60	1129/1234/1344	5.1/5.4/5.6	—	
CWBR-S2	48.125" x 18.94" x 12" (1222 x 481 x 305 mm)	120	1/5	60	300	3.8	1608	162 lbs. (74 kg)
		220/230/240	1/3	50	1089/1190/1296	5.0/5.2/5.4	—	
				60	1129/1234/1344	5.1/5.4/5.6	—	
CWBR-S3	69.19" x 18.94" x 12" (1757 x 481 x 305 mm)	120	1/3	60	450	5.9	2439	213 lbs. (97 kg)
		220/230/240	3/8	50	826/904/984	3.8/3.9/4.1	—	
			1/3	60	1129/1234/1344	5.1/5.4/5.6	—	
CWBR-S4	90.25" x 18.94" x 12" (2292 x 481 x 305 mm)	120	5/8	60	800	8.7	3954	235 lbs. (107 kg)
		220/230/240	1/2	50	826/904/984	3.8/3.9/4.1	—	
			5/8	60	1956/2138/2328	8.9/9.3/9.7	—	

† Models shipped with electronic temperature control and a condensing unit (all shipped loose) with a filter-drier and TXV valve.

◀ Single phase only

R-513A REFRIGERANT OPERATING SPECIFICATIONS IN 75°F (24°C) AMBIENT



Refer to the Installation section in the Installation and Operating Manual on the Hatco website

- Suction Pressure: 6-9 PSIG (0.4-0.6 Bar)
- Discharge Pressure : 115-125 PSIG (7.9-8.6 Bar)
- Superheat: 4-10° F (2.2 to 5.6°C)
- Subcooling: 5-10° F (2.8° to 5.6°C)

RECOMMENDED FACTORY FILL RATES for R-513A REFRIGERANT

(CWBR-S Condensers are shipped without refrigerants)

Model	Fill Weight
CWBR-S1	1 lb. 15 oz. (0.879 kg)
CWBR-S2	2 lb. 1 oz. (0.936 kg)
CWBR-S3	1 lb. 15 oz. (0.879 kg)
CWBR-S4	2 lb. 13 oz. (1.276 kg)





Remote Refrigerated Slim Drop-In Wells

Models: CWBR-S1, -S2, -S3, -S4, CWBX-S1, -S2, -S3, -S4

SPECIFICATIONS Drop-In Wells Full-Size Slim Models - with Remote Control Panel (without a Condensing Unit)

The shaded areas contain electrical information for International models

Model †	Dimensions (Width x Depth x Height)	Voltage	HZ	Evaporator Load (BTU/Hr)	Approx. Ship Weight†
CWBX-S1	27.06" x 18.94" x 17.11" (687 x 481 x 435 mm)	120	60	330	94 lbs (43 kg)
		220/230/240	50/60		
CWBX-S2	48.125" x 18.94" x 17.11" (1222 x 481 x 435 mm)	120	60	730	123 lbs. (56 kg)
		220/230/240	50/60		
CWBX-S3	69.19" x 18.94" x 17.11" (1757 x 481 x 435 mm)	120	60	1130	150 lbs (68 kg)
		220/230/240	50/60		
CWBX-S4	90.25" x 18.94" x 17.11" (2292 x 481 x 435 mm)	120	60	1530	221 lbs. (100 kg)
		220/230/240	50		
			60		

† Models shipped with electronic temperature control, TXV valve (all shipped loose) and a solenoid valve attached to well.

PRODUCT SPECS Remote Refrigerated Slim Drop-In Wells

The NSF 7 approved Remote Refrigerated Slim Drop-in Well shall be a Model ... as manufactured by the Hatco Corporation, Milwaukee, WI 53234 U.S.A.

With 24/7 parts and service assistance (U.S. and Canada only), the Refrigerated Slim Drop-in Well shall be rated at ... watts, ... volts, ... hp, and be inches (millimeters) in overall width and be ... inches (millimeters) in overall depth. It shall utilize R-404A or R-513A refrigerant and consist of aluminized steel housing with a stainless bezel, an

electronic temperature control, pan support bars for full-size pans and with or without a condensing unit (compressor, sight glass, service valves, receiver, and filter-dryer.)

Accessories may include pan support bars, false bottoms, trivets and stainless steel food pans.

Warranty consists of 24/7 parts and service assistance (U.S. and Canada only).

HATCO CORPORATION | P.O. Box 340500 Milwaukee, WI 53234-0500 U.S.A. | (414) 671-6350



www.hatcocorp.com | support@hatcocorp.com | [Find a Hatco Rep](#) | [Image Library](#) | [Document Library](#) | [Patents](#) | [Chat](#)