

# "LT6" ERGONOMIC HYDRAULIC LIFT TABLES

*16GA Stainless Steel Flat Top w/18GA Stainless Steel Fixed Legs & Undershelf*

**FEATURES:**

- 16GA Stainless Steel Top
- 18GA Fixed Stainless Steel Undershelf
- Hydraulic Lift System
- 32"-40" Adjustable Table Height
- 8" Stroke Lift System Cylinders
- Hand Crank Height Adjustment
- Foldable Hand Crank When Not In Use
- Adjustable Floor Glides

**SPECIFICATIONS:**

- Top: Stainless Steel Tops Are Tig Welded, Exposed Welds Are Polished To Match Adjacent Surface
- Top: 16GA Stainless Steel Type 300 Series
- Fixed Shelf: 18GA Stainless Steel
- Legs: Stainless Steel
- Feet: Adjustable Floor Glides

**CERTIFICATIONS:**



LT6-3048SSW

**ACCESSORIES**

**DESCRIPTION**

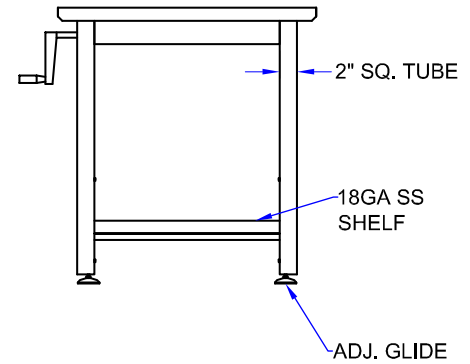
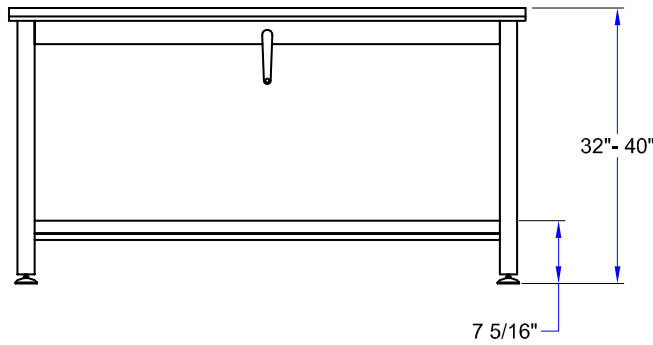
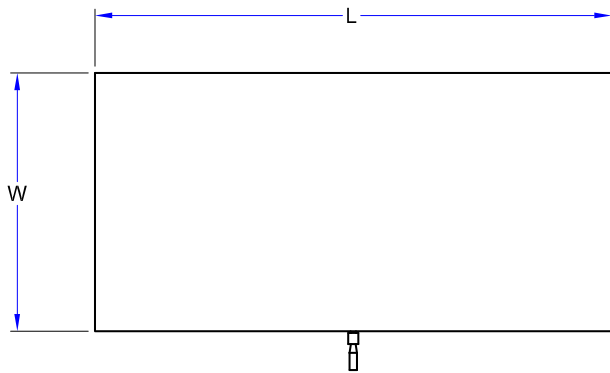
Casters (Add Suffix "-C")

**"LT6" ERGONOMIC HYDRAULIC LIFT TABLE**

MODEL	SIZE (L X W X H)	WEIGHT (LBS)
LT6-3048SSW	48"x30"x32"-40"	249
LT6-3060SSW	60"x30"x32"-40"	269
LT6-3072SSW	72"x30"x32"-40"	289

ALL DIMENSIONS ARE TYPICAL. TOLERANCE +/- .500". JOHN BOOS & CO. RESERVES THE RIGHT TO CHANGE SPECIFICATIONS WITHOUT NOTICE.

# DETAILED SPECIFICATIONS



## "LT6" ERGONOMIC HYDRAULIC LIFT TABLE

MODEL	SIZE (L X W X H)	WEIGHT (LBS)
LT6-3048SSW	48"x30"x32"-40"	249
LT6-3060SSW	60"x30"x32"-40"	269
LT6-3072SSW	72"x30"x32"-40"	289

ALL DIMENSIONS ARE TYPICAL. TOLERANCE +/- .500". JOHN BOOS & CO. RESERVES THE RIGHT TO CHANGE SPECIFICATIONS WITHOUT NOTICE.