



# BEVERAGE-AIR

Project: _____	AIA#
Item: _____	
Location: _____	SIS#
Approved: _____	

## MARKETMAX DUAL-TEMP REFRIGERATOR/REFRIGERATOR

MODEL:  
MMRR49HC-1-A-WW

MMRR49HC White Hinged Double Glass Door  
Hydrocarbon Series

**7 Year Parts/Labor Warranty**  
**7 Year Compressor Warranty**



### CABINET CONSTRUCTION

- Exterior features durable white painted steel
- Heavy-duty interior construction includes white coated steel walls
- Brightly lit sign panel
- LED lighting
- Modern one-piece grille
- Full electronic control with digital display
- Dual-temp refrigerator/refrigerator units provide two different operating temperature zones for different types of products
- Self-contained bottom mount refrigeration system
- Refrigerators have double pane lowE argon filled glass doors
- Self-closing doors with 120° stay-open feature
- Snap-in gaskets, easy to remove for cleaning or replacement
- Ten (10) heavy-duty epoxy coated wire shelves
- Four (4) shelf clips included per shelf
- Leveling feet standard

### OPTIONS & ACCESSORIES

- Stainless steel or black interior
- Shelves black or white
- Shelf clips
- Flow track
- Gravity-Flo track
- Price tag molding
- 3" or 6" Casters
- 6" Legs or seismic/flanged legs
- Door locks (swing doors only)
- Custom signage & decals
- Remote option\* (see note on back on page)

### REFRIGERATION SYSTEM

- Uses environmentally friendly, energy efficient R290 refrigerant, and meets all regulatory requirements for CARB, SNAP, DOE & more
- Non-electric defrost with hot gas condensate evaporation
- Epoxy coated evaporator coil
- Maintains product temperatures between 36°F to 38°F

MMRR49HC GLASS DOOR MERCHANDISER SERIES - DUAL-TEMP



  
Please verify qualifying units by visiting:  
[www.energystar.gov/cfs](http://www.energystar.gov/cfs)

3779 Champion Blvd., Winston-Salem, NC 27105  
1-888-845-9800 Fax: 1-336-245-6453  
Beverage-Air.com Sales@bevair.com



# BEVERAGE-AIR

MODEL	MMRR49HC-1-A-WW
<b>EXTERNAL DIMENSIONAL DATA</b>	
Width Overall	52"
Depth Overall (with handle)	33 1/2"
Height Overall	78 1/8"
Number of Doors	2
Depth with Door Open 90°	56 1/4"
Door Openings (in)	22 3/4" x 52 5/8"
<b>INTERNAL DIMENSIONAL DATA</b>	
NET Capacity Refrigerator (cubic ft.)	21.01
NET Capacity Refrigerator (cubic ft.)	21.01
Internal Width Overall (in)	(2) 23"
Internal Depth Overall (in)	27"
Internal Height Usable (in)	55"
Number of Shelves	10
<b>ELECTRICAL DATA</b>	
Full Load Amperes	R 3.18 - R 3.18
<b>REFRIGERATION DATA</b>	
Horsepower	(R) 1/4 (R) 1/4
Capacity (BTU/Hr)	(R) 1702 (R) 1702
Heat Rejection (BTU/Hr)	4848
Charge (lbs/grams/ounces)	(R) 0.1984 / 90 / 3.17 (R) 0.1984 / 90 / 3.17
<b>SHIPPING DATA</b>	
Gross Weight (crated lbs)	708 lbs
Height - Crated	85"
Width - Crated	56"
Depth - Crated	36"

\*NOTE: Remote units are field wired and come with 6" legs.  
Refrigerant must be specified at time of order.

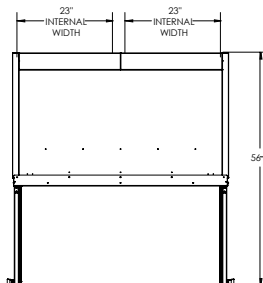
We reserve the right to change specifications and product design without notice. Such revisions do not entitle the buyer to corresponding changes, improvements, additions or replacements for previously purchased equipment. Dimensional tolerances +/- 1/4". Metric dimensions (MM).

## Dual-Temp Glass Door Merchandisers

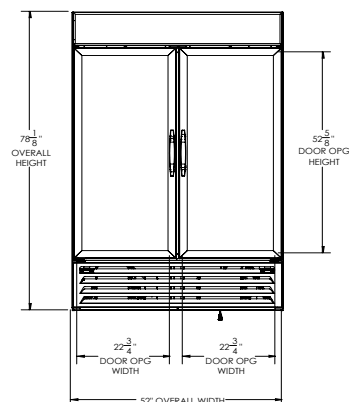
Model: MMRR49HC-1-A-WW

### Model Views

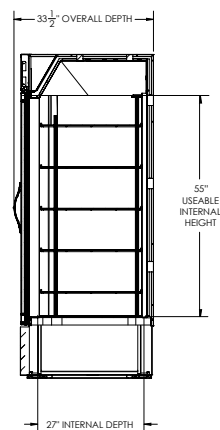
Required Clearance: Rear 3"



### PLAN VIEW



### ELEVATION VIEW



### SIDE VIEW

### ELECTRICAL CONNECTION



115/60/1  
(2) NEMA 5-15P

Unit pre-wired at factory and include 8' long cord and plug set.

