



## Special Features:

- ✓ Commercial Gas Fryer
- ✓ 40 lb Oil Capacity Fry Pot
- ✓ Galvanized & Stainless Steel Cabinet Construction
- ✓ Snap Action Millivolt Controls
- ✓ 3 Total Tube Style Fry Pot Burners - 30k BTU each
- ✓ 200°F - 400°F Temperature Range with 450°F High Temperature Limit Safety Shut Off Feature
- ✓ Open Stainless steel Fry Pot Tank with Cold Zone
- ✓ 1 1/4" Full Port Drain Valve
- ✓ Stainless Steel Heat Exchanger with Baffle for High Efficiency
- ✓ Stainless Steel Hanger Plate at the Back
- ✓ 2 Fryer Baskets Included
- ✓ Prompt Response Thermostat Ensures Fast Temp Recovery
- ✓ Standby Stainless Steel Pilot for Easy Start
- ✓ 6" Adjustable Stainless Steel Legs

## Product Description:

The Empura EGF-40/50\_LP is a 2 basket gas fryer with with (3) 30,000 BTU tube style burners and millivolt controls with a temperature range of 200°F to 400°F with a 450°F high temperature limit safety shut off feature. The gas fryer includes 2 fryer baskets, stainless steel heat exchanger with baffle, and a stainless steel hanger plate. This model also features a 40lb oil capacity and a prompt response thermostat for speedy temperature recovery.

**Intended For Commercial Use Only.** Empura assumes no liability for component failure, factory defects or any other damages for units installed in non-commercial foodservice or residential applications.

## About Empura Gas Fryers:

Empura Gas Fryers are an economical choice when you are looking to outfit or replace your current fryers, or expand your commercial kitchen's capacity to produce fried food. The galvanized and stainless steel construction, powerful tube burners, and high capacity fry pots make these gas fryers a dependable option for business owners. You can count on the Empura Gas Fryers for almost any frying related task you may need accomplished.



## TECHNICAL SPECS

### Dimensions

Overall Width	15 1/2"
Overall Depth	30 1/4"
Overall Height	46 1/2"
Fry Pot Width	14 3/8"
Fry Pot Depth	13 7/8"
Drain Valve	1 1/4" Full Port

### Construction

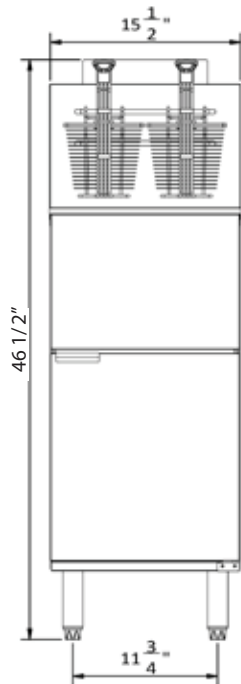
Gas Inlet Size	3/4" or 1/2" With Included Reducer
Installation Type	Gas Floor Fryer
Cabinet Construction	Galvanized / Stainless Steel
Split Pot	No
Heat Exchanger w/ Baffle	Stainless Steel
Heavy Duty Legs	6" Stainless Steel/Adjustable

### Cooking

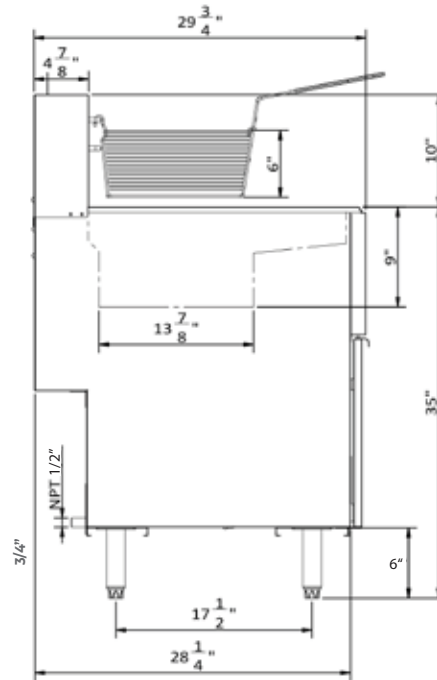
Power Type	Liquid Propane
Control Type	Millivolt
Number of Burners	3
Burner Style	Tube
Burner BTU (each)	30,000 BTU
Oil Capacity	40 lb.
Number of Fry Baskets	2
Number of Fry Pots	1
Temperature Range	200°F - 400°F
High Temperature Safety Limit	450°F
Total BTU	90,000 BTU

## UNIT VIEW

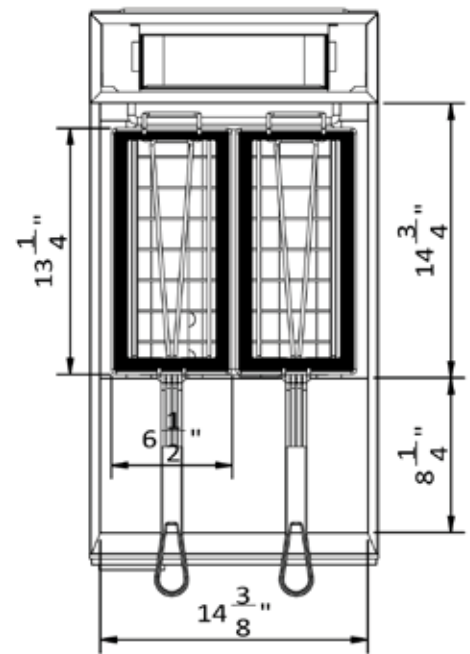
Front View



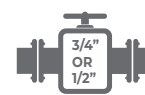
Side View



Top View



**Attention CA Residents:** This product can expose you to chemicals including lead, which are known to the State of California to cause cancer, birth defects, or other reproductive harm. For more information, go to [www.p65warnings.ca.gov](http://www.p65warnings.ca.gov).



**Gas Connection:**  
This unit comes with a factory 3/4" connection as well as a 1/2" reducer



**Fuel Type:**  
This unit is made for use with Liquid Propane.