



# BEVERAGE-AIR

Project: _____	AIA#
Item: _____	
Location: _____	SIS#
Approved: _____	

## OPEN-AIR CURTAIN

BZ13HC White Merchandiser Series  
Hydrocarbon Series

MODEL:  
BZ13HC-W

**BZ13HC OPEN-AIR CURTAIN: THE BREEZE**



**3 Year Parts/Labor Warranty  
5 Year Compressor Warranty**

### CABINET CONSTRUCTION

- Exterior finish is heavy-duty steel with a white baked on durable coating
- Interior is white coated steel
- Curved design with open front
- Interior lighting provides two recessed interior lights for maximum product visibility
- Three (3) epoxy coated shelves
- Side shield to maximize product display
- Modern grille is easy to remove for cleaning and servicing
- Brightly lighted sign panel standard
- Gravity-Flo organizer standard
- Certified for bottled beverage & packaged food products

### OPTIONS & ACCESSORIES

- Black exterior finishes available
- Black dividers
- Black shelves
- Roller kit
- Custom graphics and signage

### REFRIGERATION SYSTEM

- Uses environmentally friendly, energy efficient R290 refrigerant, and meets all regulatory requirements for CARB, SNAP, DOE & more
- Automatic, non-electric defrost
- Epoxy coated evaporator coil
- Maintains product temperature between 32°F and 40°F



  
Please verify qualifying units by visiting:  
[www.energystar.gov/cfs](http://www.energystar.gov/cfs)

3779 Champion Blvd., Winston-Salem, NC 27105  
1-888-845-9800 Fax: 1-336-245-6453  
Beverage-Air.com Sales@bevair.com



# BEVERAGE-AIR

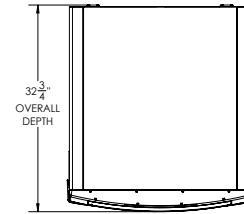
MODEL	BZ13HC-W
<b>EXTERNAL DIMENSIONAL DATA</b>	
Width Overall	30"
Depth Overall	32 3/4"
Height Overall	54 3/8"
<b>INTERNAL DIMENSIONAL DATA</b>	
NET Capacity (cubic ft.)	13.0
Internal Width Overall (in)	26 5/8"
Internal Depth Overall (in)	26 1/8"
Internal Height Useable (in)	31 3/8"
Number of Shelves	3
Facings Per Shelf	8
20 oz. Case Capacity	7
<b>ELECTRICAL DATA</b>	
Full Load Amperes 115/60/1	9.1
<b>REFRIGERATION DATA</b>	
Horsepower	3/4
Capacity (BTU/Hr)	5452
Heat Rejection (BTU/Hr)	8178
Charge (lbs/grams)	0.32/145
<b>SHIPPING DATA</b>	
Gross Weight - Crated	350 lbs
Height - Crated	60"
Width - Crated	33"
Depth - Crated	35"

We reserve the right to change specifications and product design without notice. Such revisions do not entitle the buyer to corresponding changes, improvements, additions or replacements for previously purchased equipment. Dimensional tolerances +/- 1/4". Metric dimensions (MM).

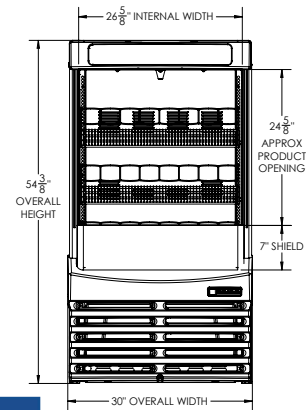
## Merchandise Series - The Breeze Model: BZ13HC-W

### Model Views

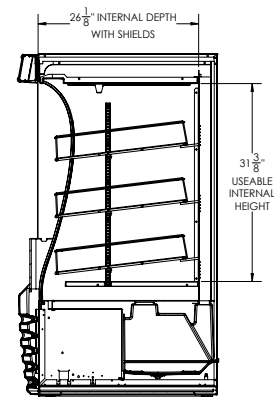
Required Clearance: Top 6", Rear 3"



### PLAN VIEW



### ELEVATION VIEW



### SIDE VIEW

### ELECTRICAL CONNECTION



115/60/1  
NEMA 5-15P

Unit pre-wired at factory and include 8' long cord and plug set.

