



SPEC SHEET

KoolMore 50 in. Commercial Glass Froster in Black Steel, ETL Listed, 14 cu. ft.

SKU: KM-GF50-BK

FEATURES

- Sleek Black Steel Finish
- Seven (7) Adjustable Shelves
- Five (5) Rolling Casters for Mobility
- Spacious Capacity: 14 cu. ft.
- Top Sliding Door for Quick Access
- Temperature Range: 0-7°F
- ETL Listed for Quality Assurance



CLOSE UP IMAGES



TECHNICAL SPECS

Dimensions

Depth	49.5
Width	26.7
Height	34.2
Interior Depth	23
Interior Width	45
Interior Height	26
Shelf Width	14.4
Shelf Depth	20.7
Depth Including Handles	26.7
Depth Excluding Handles	26.7
Depth Less Door	26.7
Depth With Door Open 90 Degrees	26.7
Power Cord Length	98.4

Capacity

Weight	180
Gross Cubic Feet	14
Net Capacity Cu. Ft.	13.5
Individual Shelf Capacity	88 lbs.

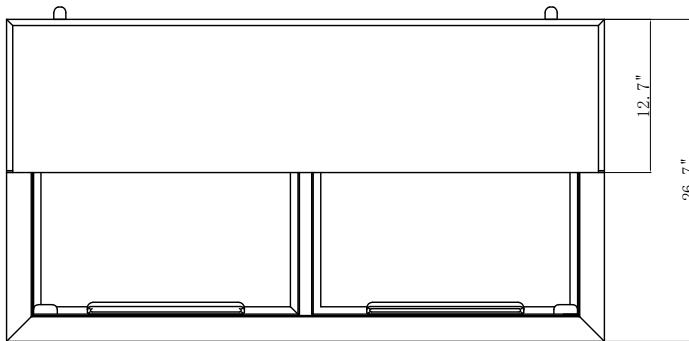
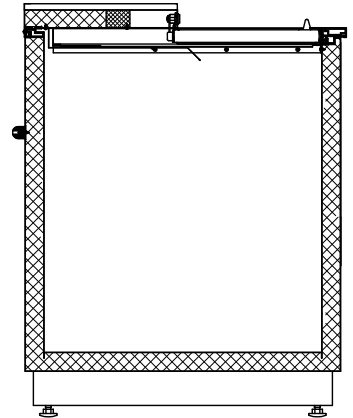
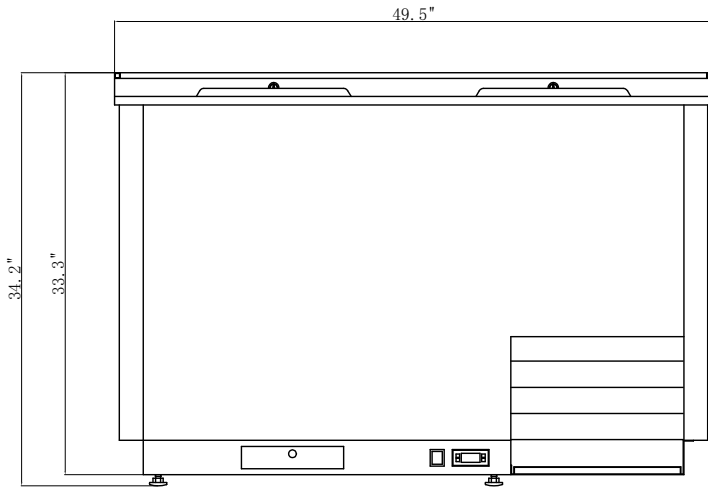
Features & Material

Door Style	SLIDING
Number Of Doors	2
Number Of Shelves	7
Defrost Type	Automatic
Refrigerant Type	R290
Temperature Control Type	Digital
Ambient Temperature Range	90 F
Temperature Range	0-7 F
Casters	5
Light Type	NA
Shelf Material Type	Plastic Coated
Interior Material	aluminum
Exterior Material	painted steel

Electric Data & Certifications

Amps	5.3
Phase	1
Plug Type	NEMA 5-15P
Voltage	115
Hertz	60
Wattage	321
Horsepower	0.5
Certifications	ETL Listed for Safety and Sanitation

Plan View



CERTIFICATIONS



706 Eastern Parkway STE 1G, Brooklyn NY 11213
718-576-6342
info@koolmore.com