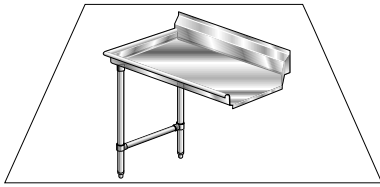




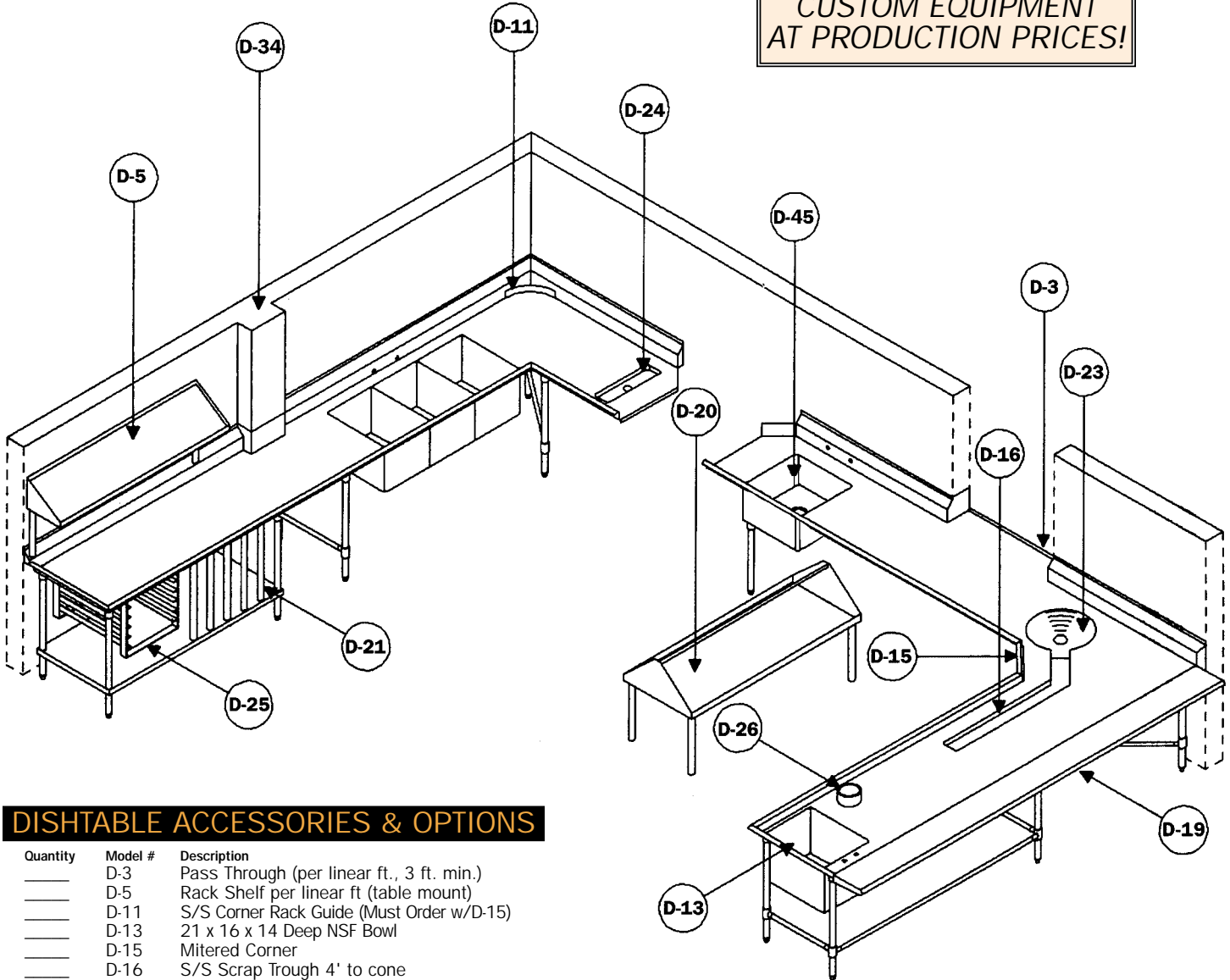
# DISHTABLE ACCESSORIES & OPTIONS



Item# \_\_\_\_\_ Project \_\_\_\_\_



AT AERO  
WE PROVIDE  
CUSTOM EQUIPMENT  
AT PRODUCTION PRICES!



## DISHTABLE ACCESSORIES & OPTIONS

Quantity	Model #	Description
_____	D-3	Pass Through (per linear ft., 3 ft. min.)
_____	D-5	Rack Shelf per linear ft (table mount)
_____	D-11	S/S Corner Rack Guide (Must Order w/D-15)
_____	D-13	21 x 16 x 14 Deep NSF Bowl
_____	D-15	Mitered Corner
_____	D-16	S/S Scrap Trough 4' to cone
_____	D-17	S/S Scrap Trough over 4', per Lin. Ft.
_____	D-19	12" Landing Shelf Per Lin. Ft.
_____	D-20	Double Shelf Per Lin Ft. (4' min.)
_____	D-21	S/S Bus Box Slides
_____	D-23	Disposal Cone Weld (Supplied by cust.)
_____	D-24	Drain Trough (Includes Strainer)
_____	D-25	S/S Pan Slides
_____	D-26	Scrap Hole & Rubber Block
_____	D-34	Column Cutout
_____	D-45	20 x 20 x 14 Deep NSF Bowl

## SOILED DISH TABLE 3 Comp. Sink

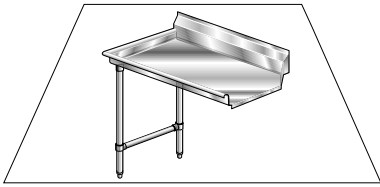
- 3SDF - 16 gauge 304 stainless steel.
- 2SDF - 14 gauge 304 stainless steel.
- includes:
  - 3 - 21 x 16 x 14" deep bowls
  - 1 - 20 x 20 x 5" deep pre-rinse bowls
  - Overall dimensions 30 x 120
  - 2 sets faucet holes on 8" o.c.

email - sales@aeromfg.com

AERO MANUFACTURING COMPANY • 310 ALLWOOD ROAD, CLIFTON, NEW JERSEY 07012 • VOICE 973.473.5300 FAX 973.473.3794



# DISHTABLE ACCESSORIES & OPTIONS

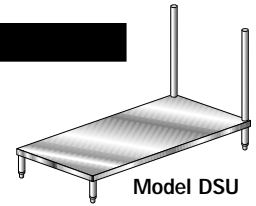


## DISHTABLE ACCESSORIES & OPTIONS

Quantity	Model #	Description
_____	D-1	3 1/2" Drainhole (Basket Strainer Separate)
_____	D-2	Side Splash
_____	D-3	Pass Through (per linear ft., 3 ft. min.)
_____	D-4	Special Sizing Charge
_____	D-5	Rack Shelf per linear foot (table mount)
_____	D-6	Rack Shelf Drain (w/o tube)
_____	D-7	Splash Cutout
_____	D-8	Side Splash
_____	D-9	S/S Legs
_____	D-10	Set S/S Crossbraced Legs
_____	D-11	S/S Corner Rack Guide (Must Order w/D-15)
_____	D-12	Splash Cutout for Pipechase
_____	D-13	21 x 16 x 14 Deep NSF Bowl
_____	D-14	Additional length on 60" side of corner tables (per ft.) up to 84"
_____	D-15	Mitered Corner
_____	D-16	S/S Scrap Trough 4' to cone
_____	D-17	S/S Scrap Trough over 4', per Lin. Ft.
_____	D-18	Turndown Lip of Backsplash
_____	D-19	12" Landing Shelf Per Lin. Ft.
_____	D-20	Double Shelf Per Lin Ft. (4' min.)
_____	D-21	S/S Bus Box Slides
_____	D-22	Disposal Collar Weld (Supplied by cust.)
_____	D-23	Disposal Cone Weld (Supplied by cust.)
_____	D-24	Drain Trough (Includes Strainer)
_____	D-25	S/S Pan Slides
_____	D-26	Scrap Hole & Rubber Block
_____	D-27	Faucet Hole Special Location
_____	D-28	Field Joint - bolt or welded
_____	D-29	Hot Water Booster Slide Installation
_____	D-30	Modification Charge
_____	D-31	Slide Bar (for sinks - per sink)
_____	D-32	Table Limit Switch Installation (Switch by Others)
_____	D-33	Sound Deadening (per table)
_____	D-34	Column Cutout
_____	D-35	Miter for Scrap Trough
_____	D-36	S/S Bullet Feet
_____	D-37	S/S Control Bracket
_____	D-38	Pre-Rinse Faucet (T & S)
_____	D-39	Pre-Rinse Faucet
_____	D-40	Add-On Faucet
_____	D-41	Leverwaste
_____	D-42	Standard Faucet 8" (CH)
_____	D-43	H.D. Faucet 8" (T & S)
_____	D-45	20 x 20 x 14 Deep NSF Bowl
_____	D-46	S/S Compartment Covers
_____	D-47	Pre-Rinse Basket & Slides
_____	D-48	Pre-Rinse Slides Only
_____	D-49	Scrap Block Replacement
_____	D-50	Anti-Siphon Vacuum Breaker
_____	D-51	Vacuum Breaker Splash Hole
_____	D-71	Special Faucet Hole

## UNDERSHELVES

Quantity	Model #
_____	DSU-3018
_____	DSU-3024
_____	DSU-3030
_____	DSU-3036
_____	DSU-3048
_____	DSU-3060
_____	DSU-3072

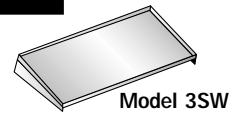


## STAINLESS STEEL SLANT WALL SHELVES

Quantity	Model #
----------	---------

## TRADITIONAL DESIGN

_____	3SW-2122
_____	3SW-2142
_____	3SW-2162
_____	3SW-2182

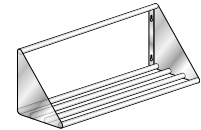


## WELDED TUBULAR DESIGN

_____	3STW-2122
_____	3STW-2142
_____	3STW-2162
_____	3STW-2182

## K.D. TUBULAR DESIGN

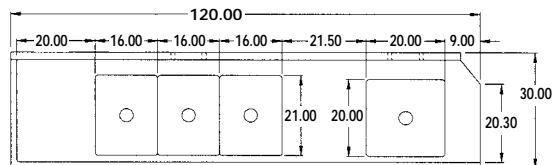
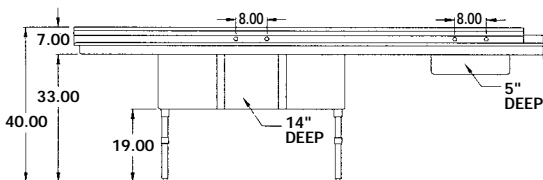
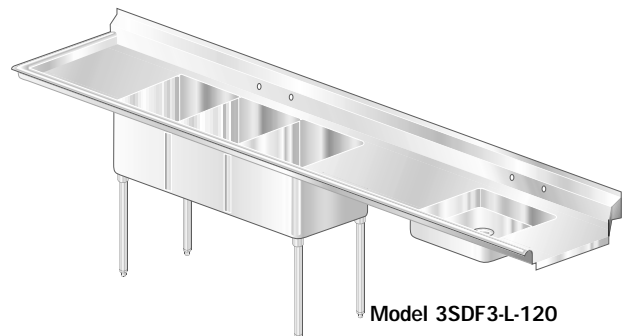
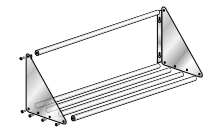
_____	3SKTW-2122
_____	3SKTW-2142
_____	3SKTW-2162
_____	3SKTW-2182



## SOILED DISH TABLE 3 Comp. Sink

_____	3SDF3-R120
_____	3SDF3-L-120
_____	2SDF3-R-120
_____	2SDF3-L-120

Overall Dimensions - 30 x 120  
 3SDF = 16 GA 304  
 2SDF = 14 GA 304



All dimensions are typical (tol. ± 1/8")  
 email - sales@aeromfg.com

AERO MANUFACTURING COMPANY • 310 ALLWOOD ROAD, CLIFTON, NEW JERSEY 07012 • VOICE 973473.5300 FAX 973.473.3794