



# 96" Upright Bins

Model Number
2845
4345
5835



4345 shown



## **FEATURES**

- Full stainless steel—front, back, bottom, sides and liner
- Large opening for scoop dispensing
- 1 ½" foamed in-place polyurethane insulation
- Stainless steel baffle prevents ice overflow
- Adjustable feet
- Factory installed 1" NPS stainless steel drain
- Spring loaded door hinge
- Transparent view windows

## **ASSEMBLY REQUIRED**

- Snout (tool-free)
- Feet

Toll Free Phone: 1-800-346-3246

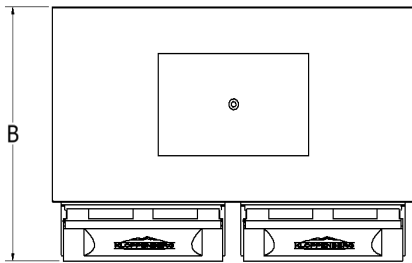
Local Phone: (303) 761-1615

[sales@kloppenberg.com](mailto:sales@kloppenberg.com)

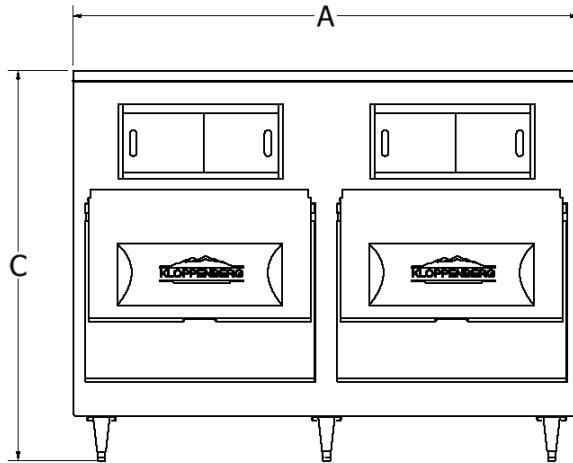
[www.kloppenberg.com](http://www.kloppenberg.com)

# 96" Upright Bins

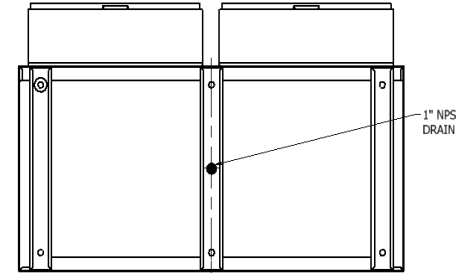
Model Number
2845
4345
5835



TOP VIEW



FRONT VIEW



BOTTOM VIEW

Model Number	Capacity lbs (kg)	A-Width in (mm)	B-Depth* in (mm)	C-Height in (mm)	Minimum Door Clearance in (mm)	Ship Weight lbs (kg)
2845	3,557 (1,613)	96 (2,438)	58.5 (1,486)	55 (1,422)	48 (1,075)	660 (300)
4345	5,039 (2,285)	96 (2,438)	58.5 (1,486)	75 (1,930)	48 (1,075)	1,095 (498)
5835	6,522 (2,958)	96 (2,438)	58.5 (1,486)	96 (2,438)	48 (1,075)	1,185 (539)

\*Includes 10.5" depth for snout

## **OPTIONS:**

- Stainless Steel liner
- Fully welded stainless steel liner (coved corners)
- Prison Package
- Flanged feet

## **AVAILABLE ACCESSORIES:**

- Paddle
- Scoops
- Totes
- Bagging Kit
- Carts

Toll Free Phone: 1-800-346-3246 Local Phone: 303-761-1615

Email: [sales@kloppenberg.com](mailto:sales@kloppenberg.com)

Please send all PO's to [purchaseorders@kloppenberg.com](mailto:purchaseorders@kloppenberg.com)