



Your Solutions Partner

Specifications



316S-3060-2R

OPTIONS:

- Drawers, standard on roller slides, stainless (185) or galvanized (186) liner, S/S face plate
- Drawers, deluxe on ball-bearing roller slides, stainless (177) or galvanized (176) liner, S/S face plate
- Lock (cylinder) and key for drawer - **LK**
- Tiers of drawers - **731** (S/S in & out), **732** (galv in S/S out)
- Intermediate shelves, galvanized or stainless steel
- Overhead shelves, specify 14, 16 or 18 gauge - **1056**
- Pan racks, table, wall or ceiling mounted
- Casters, swivel, two w/locks, 5" diameter rubber tires - **CAWT** or **CAWT-LK**
- Sinks, specify standard size - **180SP, 181SP, 182SP, 184SP**
- Bullet feet, stainless steel - **SS-FEETSP**
- Special height legs - **SP-HT-LEGSSP**
- Tubular legs - **T**

AGENCY LISTING:



DUKE MANUFACTURING CO.
 2305 N. Broadway
 St. Louis, MO 63102
 800.735.3853 Toll Free
 314.231.5074 Fax
 www.dukemfg.com

SS-1147 Worktables-1 1-8in Straight Riser

Approval Stamp(s):

PRODUCT INFORMATION:

PROJECT: _____

ITEM: _____

QUANTITY: _____

MODEL:

Duke Worktables - 1-1/8" Straight Riser

- Supreme - 314 Series** 14 gauge, 300 Series stainless steel tops
Bull nose front
Square sides
- Deluxe - 316 Series** 16 gauge, 300 Series stainless steel tops
Bull nose front
Square sides
- Standard - 416 Series** 16 gauge, 400 Series stainless steel tops
Bull nose front
Square sides

TOP:

- 300 or 400 Series, 14 or 16 gauge stainless steel, as specified
- 1-1/8" straight riser
- Bull nose front
- (2) galvanized hat channels
- Vinyl cushion between channels and under-side of top

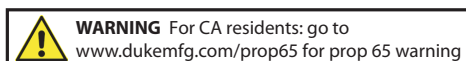
ADJUSTABLE UNDERSHELF:

- Heavy gauge galvanized OR stainless steel, as specified
- Die-formed corners
- Set screws to lock in place

LEGS:

- 1-5/8" diameter, stainless steel or galvanized tubular leg, as specified
- Non-marking, non-corrosive, adjustable plastic bullet feet for galvanized legs
- Stainless steel feet for stainless steel legs
- Galvanized leg sockets welded to hat channels

Specification subject to change



DUKE WORKTABLES - 1-1/8" RISER

Catalog No. AWT-1-1/8

A.I.A. File No. 35-C-13

REV B 10/15/2020



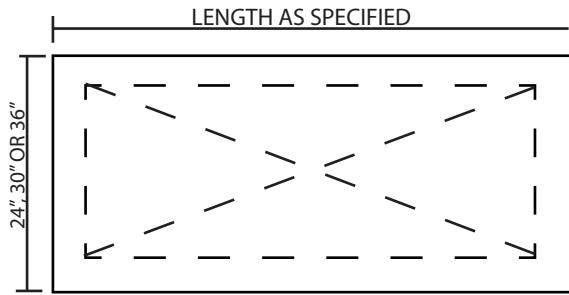
DUKE WORKTABLES - 1-1/8" Straight Riser

Specify length and width of table when ordering:


EX: 314S-2424-2R = 14 gauge, 300 Series stainless table, with stainless undershelf, legs and feet. 24" width x 24" length, 1-1/2" riser "S" in model number denotes stainless steel undershelf, legs and feet.

EX: xxS-xxx

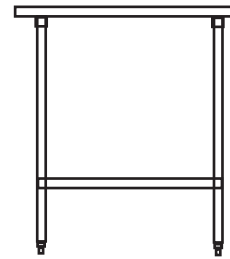
Model number without "S" denotes galvanized undershelf, legs and feet "T" prefix denotes tubular base.



TOP VIEW



FRONT VIEW



SIDE VIEW

DIMENSIONS: All tables 36" / 91.4 cm high

Freight Class: 70

Length		Model Numbers								
		Supreme			Deluxe			Standard		
in.	cm	24"W	30"W	36"W	24"W	30"W	36"W	24"W	30"W	36"W
24	61.0	314-2424-2R	314-3024-2R	n/a	316-2424-2R	316-3024-2R	n/a	416-2424-2R	416-3024-2R	n/a
30	76.8	314-2430-2R	314-3030-2R	n/a	316-2430-2R	316-3030-2R	n/a	416-2430-2R	416-3030-2R	n/a
36	91.4	314-2436-2R	314-3036-2R	314-3636-2R	316-2436-2R	316-3036-2R	316-3636-2R	416-2436-2R	416-3036-2R	416-3636-2R
48	122.9	314-2448-2R	314-3048-2R	314-3648-2R	316-2448-2R	316-3048-2R	316-3648-2R	416-2448-2R	416-3048-2R	416-3648-2R
60	152.4	314-2460-2R	314-3060-2R	314-3660-2R	316-2460-2R	316-3060-2R	316-3660-2R	416-2460-2R	416-3060-2R	416-3660-2R
72	182.9	314-2472-2R	314-3072-2R	314-3672-2R	316-2472-2R	316-3072-2R	316-3672-2R	416-2472-2R	416-3072-2R	416-3672-2R
84	213.4	314-2484-2R	314-3084-2R	314-3684-2R	316-2484-2R	316-3084-2R	316-3684-2R	416-2484-2R	416-3084-2R	416-3684-2R
96	243.8	314-2496-2R	314-3096-2R	314-3696-2R	316-2496-2R	316-3096-2R	316-3696-2R	416-2496-2R	416-3096-2R	416-3696-2R
108	274.3	314-24108-2R	314-30108-2R	314-36108-2R	316-24108-2R	316-30108-2R	316-36108-2R	416-24108-2R	416-30108-2R	416-36108-2R
120	304.8	314-24120-2R	314-30120-2R	314-36120-2R	316-24120-2R	316-30120-2R	316-36120-2R	416-24120-2R	416-30120-2R	416-36120-2R
132	335.3	314-24132-2R	314-30132-2R	314-36132-2R	316-24132-2R	316-30132-2R	316-36132-2R	416-24132-2R	416-30132-2R	416-36132-2R
144	365.8	314-24144-2R	314-30144-2R	314-36144-2R	316-24144-2R	316-30144-2R	316-36144-2R	416-24144-2R	416-30144-2R	416-36144-2R



Duke Manufacturing Co.
2305 N. Broadway
St. Louis, MO 63102

Phone: 314-231-1130
Toll Free: 1-800-735-3853
Fax: 314-231-5074

www.dukemfg.com