



HYPERSTEAM PRESSURELESS STEAMER

MODEL HY-6SM

Steamer shall be a direct steam powered Groen HyPLUS Model HY-6SM, stainless steel twin cavity, 6 pan cabinet mounted pressureless steamer.

CONSTRUCTION: Steamer cavities and cabinet base shall be all stainless steel construction. Steamer unit shall have a unitized body with removable right side panel providing access to internal components. Steamer doors are all stainless steel with strong continuous hinge and are field reversible for left or right swing. Doors shall be insulated and provided with a one piece, replaceable seal. Easy open handle and latch shall provide positive lock and seal when door is pushed or slammed shut. Hidden magnetic door switch cuts power to blower and steam flow to that cavity, when the door is opened. Pan support racks shall be polished stainless steel and removable for easy cleaning. Wide drip sink with condensate drain is positioned under cavity doors. 24" wide cabinet base shall have stainless steel frame with all stainless steel top deck, removable access door, with side and rear panels standard. Front and rear legs shall have adjustable bullet feet.

FINISH: Cabinet exterior including doors shall be finished to a #3 uniform finish. Cavity interiors are polished stainless steel. Control panel face plates shall be smudge resistant polyester film, ensuring maximum ease in cleaning and maintaining an attractive appearance.

UL LISTED: Steamer units shall be UL listed.

SANITATION: Unit shall be designed and constructed to meet NSF and known health department and sanitation codes, and be NSF listed.

CONTROLS: Steamer cavity controls shall be mounted on the front panel for easy replacement or repair and will include a separate ON-OFF/60 minute timer control with constant steam setting, for each cavity. Cabinet mounted power-ON switch shall activate steamer electronics.

PERFORMANCE FEATURES: Each steamer cavity shall have a powerful side mounted blower, which increases steam velocity and provides efficient steam distribution throughout cavity and between loaded pans.

REMOTE STEAM SOURCE: HY-6SM requires food safe steam delivered at a minimum of 52 lbs. per hr., at a maximum working pressure of 15 PSI. Operator must verify steam doesn't contain caustic boiler cleaning compounds or contaminants unsuitable for direct contact with food.

PAN CAPACITY

Pan Size/Type	Per cavity	Total
12 x 20 x 1"	6	12
12 x 20 x 2-1/2"	3	6
12 x 20 x 4"	2	4

INSTALLATION: Unit requires steam connection via 1/2" NPT pipe. Unit requires two 3/8" NPT cold water supply line, 1-1/4" NPT free venting drain; and 115 volt, single phase, 60 cycle 15 AMP electric service, 4 AMP maximum load.

WATER SUPPLY REQUIREMENTS:

To minimize service problems, a water treatment (softening) system is recommended when water quality is found to exceed limits stated below and in operator manual. Recommended MINIMUM water quality standards are: Total dissolved solids (TDS) content should not exceed 30 parts per million, and the water pH should be 7.0 or higher.

ORIGIN OF MANUFACTURE: Designed and manufactured in the United States.

PROJECT NAME:

LOCATION:

ITEM NO:

QTY:

MODEL NO:

AIA NO:

SIS NO:

6-Pan capacity stainless steel pressureless steamer, direct steam powered (remote source) on cabinet base. (model HY-6SM shown)

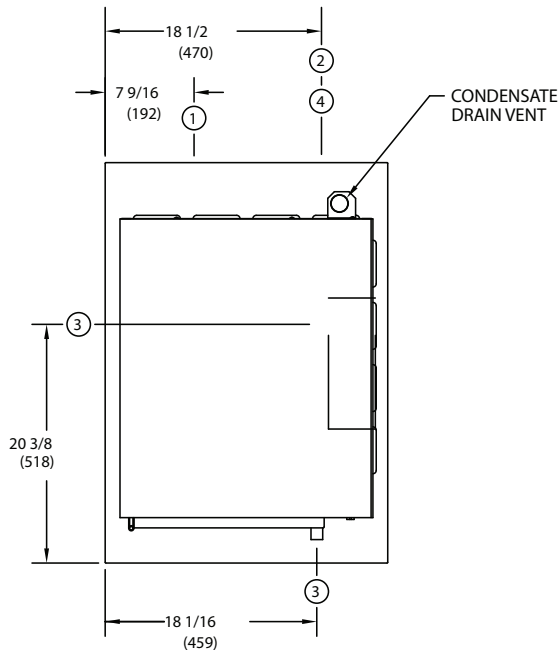


OPTIONS/ACCESSORIES:

- Flanged mounting feet
- Single water connection

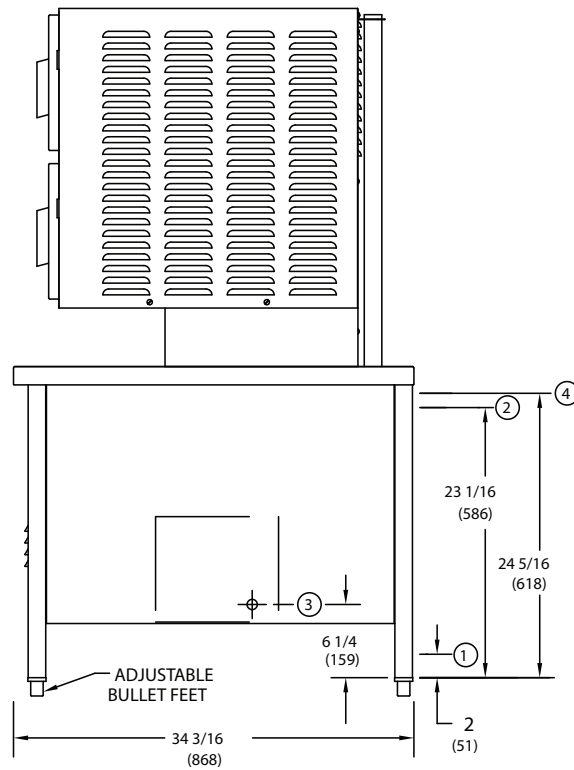
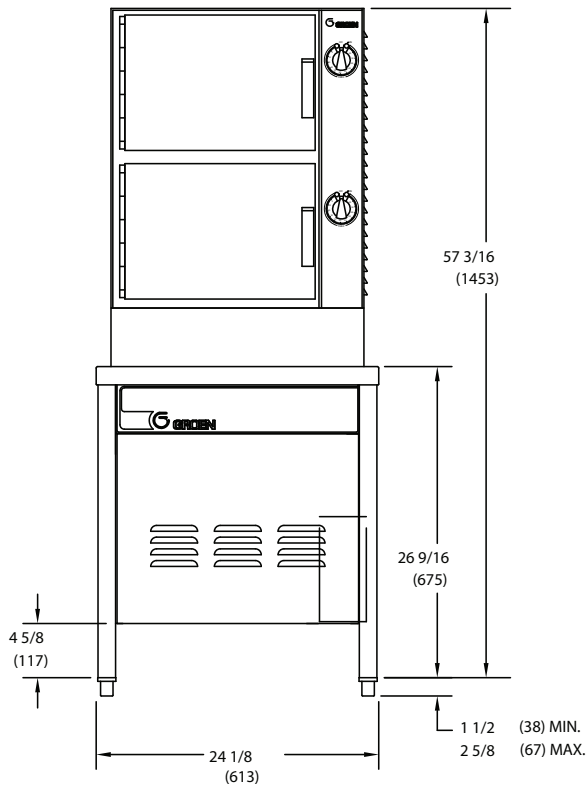


P/N C-9390-191/3 REV B



SERVICE CONNECTIONS:

- ① DRAIN CONNECTION: 1-1/4" NPT
(INCLUDES STEAMERS, & CONDENSATE SPRAY)
 - ② COLD WATER SUPPLY: 3/8" NPT (FOR CONDENSATE SPRAY)
 - ③ ELECTRICAL CONNECTION: 7/8" DIA. HOLE (REF. 1/2" CONDUIT KNOCK-OUT)
 - ④ STEAM CONNECTION: 1/2" NPT - 52 LBS/HR (MIN.) @ 15 PSI (MAX.)
- NOTE: STEAM MUST BE "CLEAN" AND SUITABLE FOR FOOD CONTACT.



DIMENSIONS: INCHES (MILLIMETERS)