

Forbes
INDUSTRIES 

Action Stations X



Lights, Camera... Action Stations X

Forbes Action Stations, allow you to make it the way you want it, on-site!

Not every location serves the same dishes. Not every chef has the same specialties. Today's chefs are looking to include local and authentic appeal to their menu offerings. From breakfast bars to full-service dinner stations, these versatile action stations are built to adapt to your specific needs.

You can configure the perfect station at your desired location to suit your operational needs through a combination of built-in appliances, and swappable appliance tiles. Go fully custom by choosing the accessories that fit your cooking needs and menu offerings. Custom isn't your thing? We have several pre-configured stations to choose from to help streamline the process and will have you up and cooking in no time!



How it works ✂

Lights, camera, action!

Action Stations by Forbes Industries give you the ability to transform what appears to be a standard food service station into any configuration for cooking, grilling, warming, cooling, chilling, or just displaying food.

Adaptability by you

Each Action Station can be easily adapted and changed on-site in minutes to fit your specific menu. Choose from several different swappable appliance tiles that will streamline your menu offering to your needs.

Zone in

Forbes action stations can have fixed appliances or can be set up in zones to give you the most versatility in food prep. On expandable models, half of the station is set as a dedicated zone for larger, more frequently used appliances. The two additional zones are set up to be used with the swappable appliance tiles of your choice. Swappable zones allow you the versatility to cater to several different menu options in one Action Station on the fly.

Unplug and play

When you have an ideal location picked out for an event and find there is no dedicated power, what can you do? Battery power options allow you to take your operation to the streets.

Turn heads and panels

Finish panels can be ordered standard as single-sided fixed panels or can be upgraded to double-sided reversible/removable panels. Double-sided reversible panels give you the flexibility to change looks between events in under a minute! Additionally there are no tools required which makes cleanup a breeze! With removable panels, there are no hard to reach places.

Roll in style

Banquet in the ballroom? Rooftop reception? Party on the Patio? Take the action where you need it. Heavy duty casters make it easy to move each station where you want it when you want it.

Social engagement

Buffets are a thing of the past. And besides, who's ever shared a picture of static buffet anyway? An interactive food station makes for a more enjoyable, sharable experience and offers your guests the ability to customize their dish selections to their liking.

Built Forbes tough

With extensive engineering and unmatched reliability, Forbes action stations are built to last, increasing your ROI.

Ice Cream
Caviar
Popcorn
Kabobs

Raw Bar
Continental
Pasta Bar
Hot
Chorizo
Appetizers
Guacamole
Cheese steaks
Waffles
Hot Dogs
Ice Cream
Shrimp

Nachos
Mimosas
Sandwiches
Soups
Mac & Cheese
sushi
Fresh Fruits
Carving Station
Pancakes





Customize your look!

Step 1: Pick your panel style and finish

Panels have multiple laminate and wood veneer finish options available to personalize to your property's specific palate. Finish panels come standard as single-sided fixed panels or can be upgrade to double-sided removable/reversible panels. To see all finish options visit: www.forbesindustries.com/finishes

Foss



Rustica



Fiji



Claremont



Groove



Katana



**Not all cooking accessories are available on Katana. Call for more information.*


Step 2: Pick your frame finish

Brushed Stainless Steel




BRUSHED STAINLESS STEEL (SS)

Powder Epoxy Painted Steel




HIGH GLOSS WHITE (HGW)

HIGH GLOSS BLACK (HEN)



METALLIC BRONZE (MB)

TEXTURED BLACK (EN)



METALLIC BRASS (GB)

GUNMETAL GRAY (GMG)

To see all finish options visit: www.forbesindustries.com

Build your own...

Step 3: Pick an EXPANDABLE appliance configuration

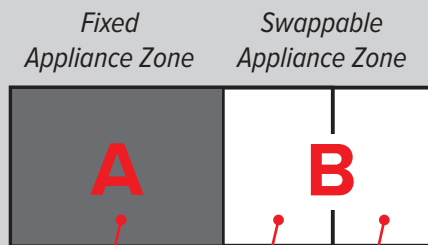
FIXED APPLIANCES ZONES

SWAPPABLE APPLIANCE TILES ZONES

EXPANDABLE KIT OPTIONS

FIXED/EXPANDABLE APPLIANCE TILE ZONES

- A** - This zone is reserved for either two single appliances or one 2-pan sized appliance from the built-in appliance options
- B** - These zone are reserved for two individual swappable appliance tiles of your choice from the swappable appliance tile options



Concealed cooking swappable induction tile shown above



HOT STATION

- A - 2-Pan hot + cold well (fixed)
- B - Electric griddle (tile)
- B - Cutting Board (tile)

COLD STATION

- A - 2-Pan cold well (fixed)
- B - Cutting Board (tile)
- B - Cooking induction (tile)

BREAKFAST STATION

- A - 2-Pan hot + cold well (fixed)
- B - Cooking induction (tile)
- B - Electric griddle (tile)

CARVING STATION

- A - Warming induction x2 (fixed)
- B - Cooking Induction (tile)
- B - Carving station with heat lamp (tile)

SUSHI STATION

- A - 2-Pan frost top (fixed)
- B - Cutting Board (tile)
- B - Insulated sink/ice well (tile)

or pick a kit

or pick from our pre-configured FIXED appliance units

FIXED APPLIANCES ZONES



Insulated Ice Well Station shown

FIXED APPLIANCES ZONES

On fixed units, all items are permanently installed and have up to 4 appliance zones or can be single up to four-pan appliances in most cases

FIXED KIT OPTIONS

WARMING INDUCTION STATION

- A - Warming induction tiles x4 (fixed)

COOKING INDUCTION STATION

- A - Cooking induction tiles x4 (fixed)

HOT + COLD WELL STATION

- A - 4-Pan hot + cold well (fixed)

HOT OR COLD PLATE STATION

- A - 4-Pan hot or cold plate (fixed)

INSULATED ICE WELL STATION WITH COVERS

- A - Recessed Ice well with covers (fixed)

Additional Appliance Options

Fixed appliance options

- Warming Induction (1-4)
- Cooking Induction (1-4)
- Ice Well (1-4 pan)
- Ice Well with Covers (1-4 pan)
- Hot Well (1-4 pan)
- Cold Well - Mechanically Cooled (1-4 pan)
- Hot + Cold Well Combination Unit (1-4 pan)
- Hot Plate (1-4)
- Frost Top (24", 36", 48")
- Electric Griddle (24", 36", 48")
- Soup Well (1-4)

Swappable appliance tile options

- Warming Induction
- Cooking Induction
- Electric Griddle
- Carving Station with Heat Lamp
- Shawarma
- Cutting Board
- Insulated Sink/Ice Well
- Power pop-up
- Blank Tile
- and more...

Or go fully custom...

Not seeing what you're looking for? Give us a call and we can assist in designing your dream Action Stations! Our skilled designers and engineers have years of industry expertise and are standing by to assist you.

Top it off!






Countertops that can handle the heat, literally.

Porcelain countertop options are available for high heat applications. They are perfect for concealed induction cooking leaving the countertop open for other applications when not in use.

Not using induction? Feel free to choose from any of our standard Avonite or Trend countertop finishes.

Step 4: Pick countertop

PORCELAIN COUNTERTOP OPTIONS *(Required for high heat elements)*



**For a complete list of standard countertop finish options, please visit us on the web at: www.forbesindustries.com*

Keep it clean!

Step 5: Add a portable sneeze guard

Sneeze guards are an easy solution to mitigating the spread of germs. Adjustable height, portable sneeze guards are available to protect your freshly prepared food from airborne contaminants.



**Units can be used outdoors for a limited time under indirect sun and minimal moisture exposure.*

To plug or not to plug?

Keep it together!

Step 6: Pick your power option



Plug-in
(Unlimited usage)

Already have outlets in place? Then just plug it in, turn it on and get the party started!



Battery operated
(runs for a minimum of 2-3 hours at full capacity)

Need a battery powered unit? Multiple battery pack options are available. Units are configured to provide power for a minimum of 2-3 hours of battery use at full capacity allowing you to serve your entire event with full confidence. After use, simply plug into a standard outlet to recharge. Charge times vary depending on battery pack size and the depth of discharge.



So your unit requires power?

We have a few options for you. If you already have outlets where you need them, corded is the way to go. Plug-in units are ready to go at all times and go the distance for those extra long events.

What if you're planning the perfect event and you find that there is no reliable power in that space? Or maybe you are looking for an opportunity to change the scene a little, but are limited on power access at that perfect location, then upgrade to BUILT-IN rechargeable battery power. This will open new opportunities allowing you to take your Action Station anywhere.


Step 7: Storage made easy

You've made your investment and you have several appliance tiles and finish panel sets for every occasion. Now where do you put everything to keep from getting damaged or misplaced?

Enter the simplistic storage cart. It is built with vertical storage compartments for your finish panel sets and horizontal slides for your appliance tiles to keep your pieces from being damaged or getting lost. You'll be prepared for any occasion.

Additional Appliance Tile Storage

Additional appliance tiles store horizontally to keep them from getting lost or damaged.



Additional Panel Storage

If you choose to order your Action Station with upgraded reversible panel sets, they can be stored vertically to keep them from getting lost or damaged.





Lights,



Camera,



Action Stations

Action Stations

Forbes
INDUSTRIES 

For a complete list of finish options,
please visit us on the web at:
www.forbesindustries.com

Accessories are available.
Please call for more details.

sales@forbesindustries.com
1933 East Locust Street
Ontario, California 91761
P: 800.832.5427
F: 909.923.1969

©Forbes Industries 2022

We reserve the right to change and
improve our products and finishes.

