



EQUIPMENT STANDS

EG/ES SERIES



Item# _____ Project _____

GALVANIZED UNDERSHELF

Quantity	16GA 430 Model #	14GA 304 Model #	16GA 430 Model #	14GA 304 Model #
24" WIDE				
_____	4EG-2424	2EG-2424	4EG-3024	2EG-3024
_____	4EG-2430	2EG-2430	4EG-3030	2EG-3030
_____	4EG-2436	2EG-2436	4EG-3036	2EG-3036
_____	4EG-2448	2EG-2448	4EG-3048	2EG-3048
_____	4EG-2460	2EG-2460	4EG-3060	2EG-3060
_____	4EG-2472	2EG-2472	4EG-3072	2EG-3072
_____	4EG-2484	2EG-2484	4EG-3084	2EG-3084
_____	4EG-2496	2EG-2496	4EG-3096	2EG-3096

STAINLESS UNDERSHELF

Quantity	16GA 430 Model #	14GA 304 Model #	16GA 430 Model #	14GA 304 Model #
30" WIDE				
_____	4ES-2424	2ES-2424	4ES-3024	2ES-3024
_____	4ES-2430	2ES-2430	4ES-3030	2ES-3030
_____	4ES-2436	2ES-2436	4ES-3036	2ES-3036
_____	4ES-2448	2ES-2448	4ES-3048	2ES-3048
_____	4ES-2460	2ES-2460	4ES-3060	2ES-3060
_____	4ES-2472	2ES-2472	4ES-3072	2ES-3072
_____	4ES-2484	2ES-2484	4ES-3084	2ES-3084
_____	4ES-2496	2ES-2496	4ES-3096	2ES-3096

Maple Cutting Boards 8" Wide, 1 1/4" Thick

_____	ACB-824
_____	ACB-830
_____	ACB-836
_____	ACB-848
_____	ACB-860
_____	ACB-872
_____	ACB-884
_____	ACB-896

Adjustable Plate Shelf (Only Available With Cutting Board)

_____	APS-824
_____	APS-830
_____	APS-836
_____	APS-848
_____	APS-860
_____	APS-872
_____	APS-884
_____	APS-896

MATERIAL

- TOP
- 14 gauge 304 stainless steel.
 - 2" turn down on 1 side, 2" splash on 3 sides.
 - Two heavy gauge steel box channels on 24" wide tables for rigidity.
 - Three heavy gauge steel box channels on 30" wide tables for rigidity.
 - Sound deadened between table top and channels.
- SHELF
- 18 gauge galvanized or 430 series stainless steel.
- LEGS
- 1 1/2" O.D. 16 gauge galvanized or 304 series stainless steel tubing, complete with 1" adjustable, impact resistant white metal feet.

DESIGN FEATURES

- Undershelf is the largest in the industry.
- Undershelf is fully adjustable and flexible in design.
- All stands fully cartoned.
- Easily assembled.

EXCLUSIVE AERO SAFETY EDGE

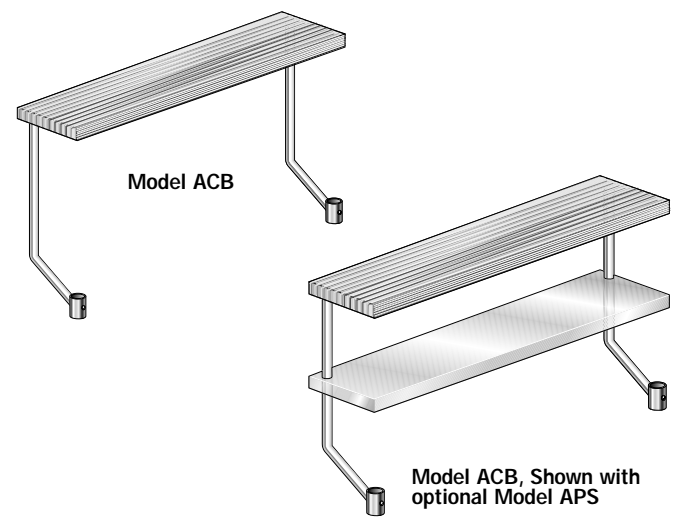
- Stand and undershelf hemmed to eliminate cuts from rough edges.

CONSTRUCTION

- Stand is polished to a #4 mill finish.
- Heliarc welded construction creates uniform, rock-solid unit.
- Gussets fully welded on two planes for extra rigidity.
- All tables shipped K.D.

OPTIONS

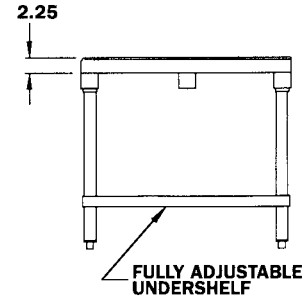
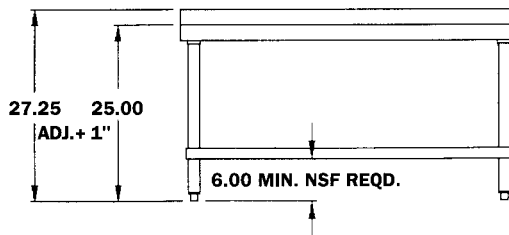
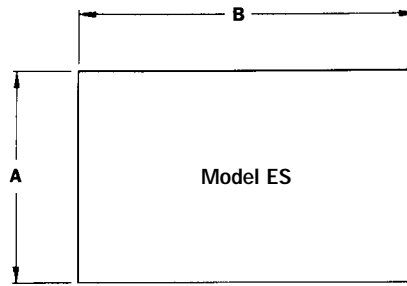
- 1 1/2" Maple cutting board attached to adjustable stainless steel tubular supports. (Model #ACB)
- 18 gauge 430 stainless steel adjustable plate shelf (must be ordered with cutting board). (Model #APS)



BUILT TO LAST A LIFETIME

DIMENSIONAL SPECIFICATIONS

EG/ES SERIES Equipment Stands



GALVANIZED UNDERSHELF

STAINLESS UNDERSHELF

A Width	B Length	ECONOMY 16GA 430 Model #	PREMIUM 14GA 304 Model #	ECONOMY 16GA 430 Model #	PREMIUM 14GA 304 Model #	Ship Weight	Cubic Feet
24" WIDE							
24	24	4EG-2424	2EG-2424	4ES-2424	2ES-2424	42	8
24	30	4EG-2430	2EG-2430	4ES-2430	2ES-2430	49	11
24	36	4EG-2436	2EG-2436	4ES-2436	2ES-2436	56	13
24	48	4EG-2448	2EG-2448	4ES-2448	2ES-2448	74	17
24	60	4EG-2460	2EG-2460	4ES-2460	2ES-2460	84	21
24	72	4EG-2472	2EG-2472	4ES-2472	2ES-2472	102	25
24	84	4EG-2484	2EG-2484	4ES-2484	2ES-2484	120	29
24	96	4EG-2496	2EG-2496	4ES-2496	2ES-2496	135	33

A Width	B Length	ECONOMY 16GA 430 Model #	PREMIUM 14GA 304 Model #	ECONOMY 16GA 430 Model #	PREMIUM 14GA 304 Model #	Ship Weight	Cubic Feet
30" WIDE							
30	24	4EG-3024	2EG-3024	4ES-3024	2ES-3024	42	10
30	30	4EG-3030	2EG-3030	4ES-3030	2ES-3030	49	13
30	36	4EG-3036	2EG-3036	4ES-3036	2ES-3036	56	16
30	48	4EG-3048	2EG-3048	4ES-3048	2ES-3048	74	21
30	60	4EG-3060	2EG-3060	4ES-3060	2ES-3060	84	26
30	72	4EG-3072	2EG-3072	4ES-3072	2ES-3072	102	31
30	84	4EG-3084	2EG-3084	4ES-3084	2ES-3084	120	36
30	96	4EG-3096	2EG-3096	4ES-3096	2ES-3096	135	42

A Width	B Length	ECONOMY 16GA 430 Model #	Ship Weight	Cubic Feet
Maple Cutting Boards 8" Wide, 1 1/4" Thick				
8	24	ACB-824	28	1
8	30	ACB-830	29	1
8	36	ACB-836	30	1
8	48	ACB-848	34	2
8	60	ACB-860	37	2
8	72	ACB-872	40	3
8	84	ACB-884	56	3
8	96	ACB-896	64	3

A Width	B Length	ECONOMY 16GA 430 Model #	Ship Weight	Cubic Feet
Adjustable Plate Shelf (Only Available With Cutting Board)				
8	24	APS-824	22	1
8	30	APS-830	24	1
8	36	APS-836	25	1
8	48	APS-848	27	2
8	60	APS-860	31	2
8	72	APS-872	40	3
8	84	APS-884	50	3
8	96	APS-896	57	3

ASK AERO:
We can
Customize
any product
for any
Application!

**Call for
Details!**

All dimensions are typical (tol. ±1/2"). • For Accessories and Options see pages TS-5A & TS-5B.

email - sales@aeromfg.com

AERO MANUFACTURING COMPANY • 310 ALLWOOD ROAD, CLIFTON, NEW JERSEY 07012 • VOICE 973473.5300 FAX 973.473.3794