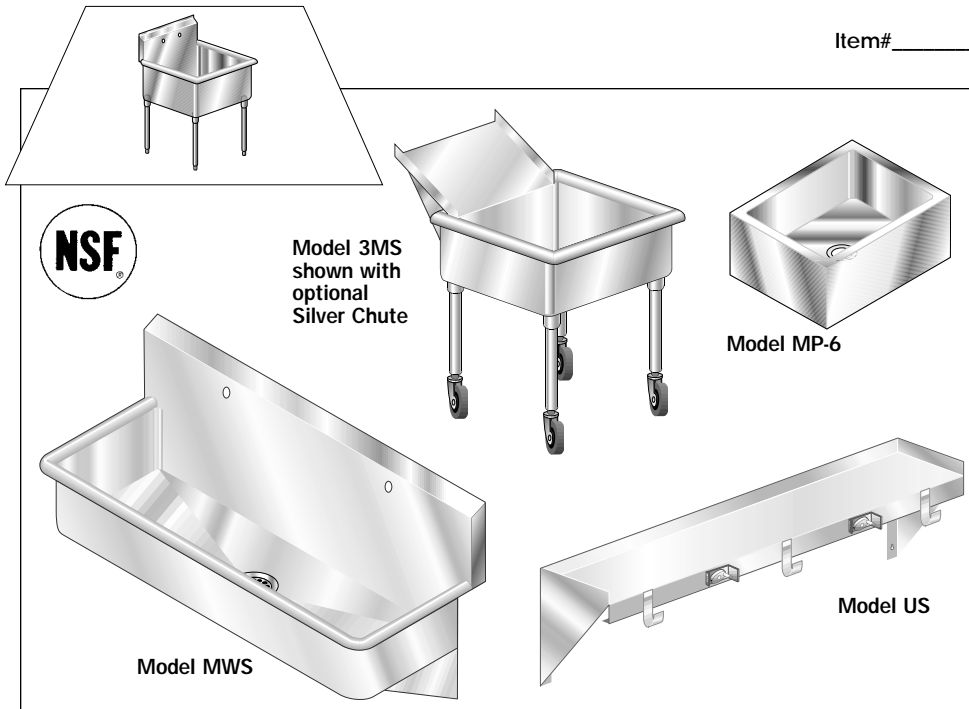




NSF SINKS

MWS SERIES/3MP SERIES/3MS SERIES/US SERIES

Item# _____ Project _____



MWS

Quantity Model #

MULTI-USER WASH SINK

- _____ MWS-1848
- _____ MWS-1860
- _____ MWS-1872
- _____ MWS-1896

3MP

Quantity Model #

21" WIDE

- _____ 3MP-2116-6
- _____ 3MP-2116-12
- _____ 3MP-2124-8-L (w/Legs: Non-NSF)

20", 24" WIDE

- _____ 3MP-2028-6
- _____ 3MP-2028-12
- _____ 3MP-2424-6

US

Quantity Model #

UTILITY SHELF

- _____ US-824
- _____ US-836

3MS

Quantity Model #

21" WIDE

- _____ 3MS-2116-8

20" WIDE

- _____ 3MS-2020-8

24" WIDE

- _____ 3MS-2424-8

MATERIAL

BODY

- 16 gauge 304 stainless steel (All models except US 18 Gauge).

LEGS

- 1 1/2" O.D. 16 gauge 304 series stainless steel tubing, complete with four 4" swivel casters (two with brakes - MS model only)

DESIGN FEATURES

- Easily assembled.
- All models are fully cartoned.
- Ease of operation through floor mounting. (MP model only)

EXCLUSIVE AERO SAFETY EDGE

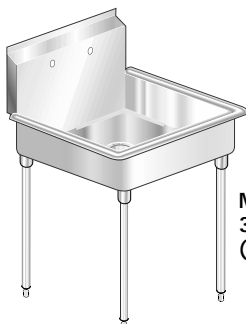
- Sink hemmed on the roll and backsplash to eliminate cuts from rough edges.

CONSTRUCTION

- *Custom style fabricated bowl for true gauge integrity.*
- All sinks have a 3/8" radius at all intersecting planes (consultant's spec).
- Plated gusset is machine welded 360 deg. to a s/s triangular plate.
- Gusset plate is fully welded underneath the sink for support.
- Polished to a #4 blended finish.
- Trough has 3/4" pitch toward stainless steel drain.
- Bottom grid is 3/8" diameter stainless steel rod, heliarc welded on stainless steel legs.

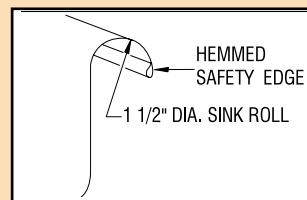
PLUMBING

- 2" I.P.S. lever operated waste included. (MS model only)
- H.D. free flow drain included. (MP model only)
- 3/2" stainless steel basket included (MWS model only).

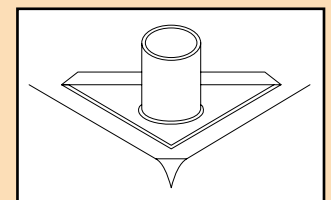


Model 3MP-2124-8-L (Non-NSF)

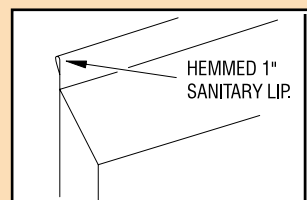
CUSTOM SIZES AVAILABLE



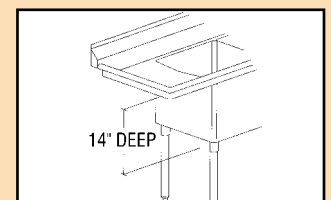
Exclusive Aerosafety Edge



Fully Welded Gusset Assembly



1" Sanitary Lip



14" Custom-Style Bowl

CONSULTANT'S SPECS AT PRODUCTION PRICES

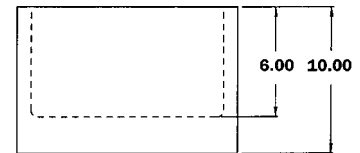
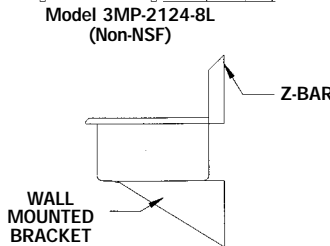
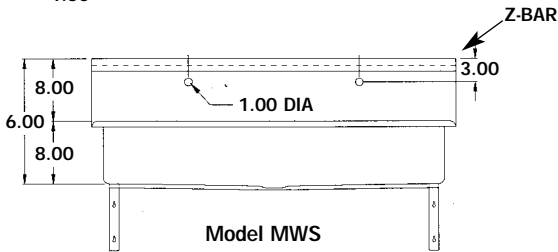
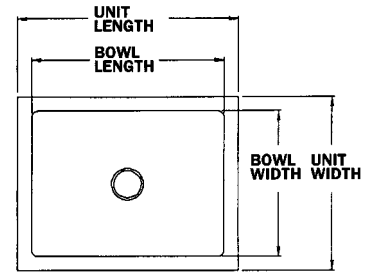
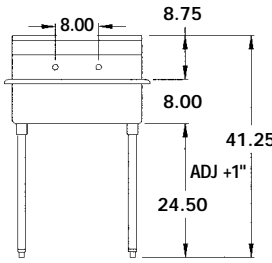
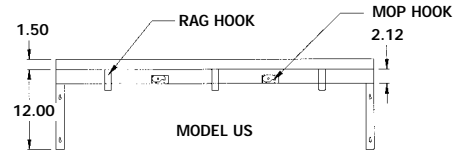

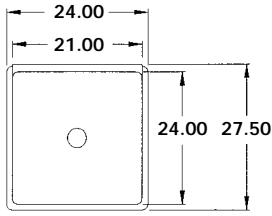
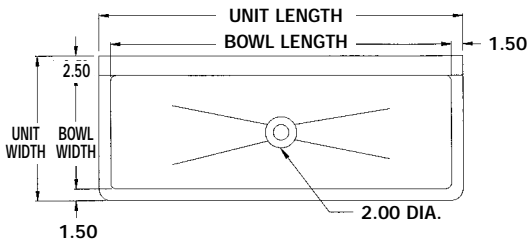
email - sales@aeromfg.com

AERO MANUFACTURING COMPANY • 310 ALLWOOD ROAD, CLIFTON, NEW JERSEY 07012 • VOICE 973.473.5300 FAX 973.473.3794



DIMENSIONAL SPECIFICATIONS

MWS SERIES/3MP SERIES/3MS SERIES/US SERIES



MWS

BOWL Width	BOWL Length	UNIT Width	UNIT Length	MWS Model #	Ship Weight	Cubic Feet
18	48	21.5	51	MWS-1848	58	15
18	60	21.5	63	MWS-1860	70	18
18	72	21.5	75	MWS-1872	82	21
18	96	21.5	99	MWS-1896	106	28

MULTI-USER WASH SINK

■ Supplied with stainless steel drain basket and strainer.

3MP

BOWL Width	BOWL Length	UNIT Width	UNIT Length	MP Model #	Ship Weight	Cubic Feet
21" WIDE						
16	21	19	24	3MP-2116-6	30	7
16	21	19	24	3MP-2116-12	45	7
21	24	24	27	3MP-2124-8-L	50	10

MODEL 3MP Options:
Service Faucet
Hose and Hanger
Mop Hanger
Heavy Duty Freeflow Drain

20", 24" WIDE

20	28	25	33	3MP-2028-6	30	10
20	28	25	33	3MP-2028-12	50	10
24	24	27	27	3MP-2424-6	40	10

UTILITY SHELF

8	24	US-824	50	1
8	36	US-836	55	2

3MS

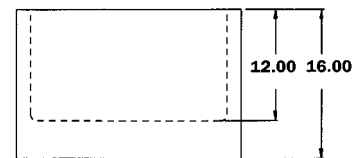
BOWL Width	BOWL Length	UNIT Width	UNIT Length	MS Model #	Ship Weight	Cubic Feet
21" WIDE						
21	16	25	21	3MS-2116	40	6

20" WIDE

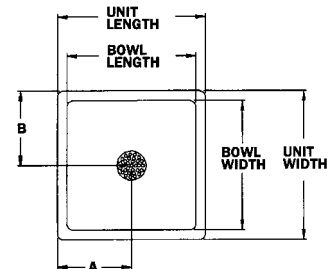
20	20	25	25	3MS-2020	40	8
----	----	----	----	----------	----	---

24" WIDE

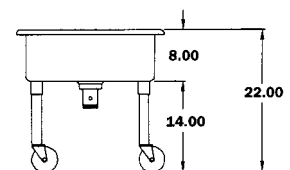
24	24	30	30	3MS-2424	50	11
----	----	----	----	----------	----	----



Model MP-12



MODEL 3MS Includes:
2 Swivel Casters with Brakes
2 Swivel Casters w/o Brakes
1 Leverwaste with Grid



Model MS

All dimensions are typical (tol. ±1/8"). • For Accessories and Options see pages FS-7A, FS-7B.

email - sales@aeromfg.com

AERO MANUFACTURING COMPANY • 310 ALLWOOD ROAD, CLIFTON, NEW JERSEY 07012 • VOICE 973.473.5300 FAX 973.473.3794