

**ADA24RGL • 24" ADA Glass Door Refrigerator • ADA Series**

**FEATURES & BENEFITS**



STAINLESS  
FRAME (LOCK)



INTEGRATED  
FRAME



BLACK  
FRAME (LOCK)

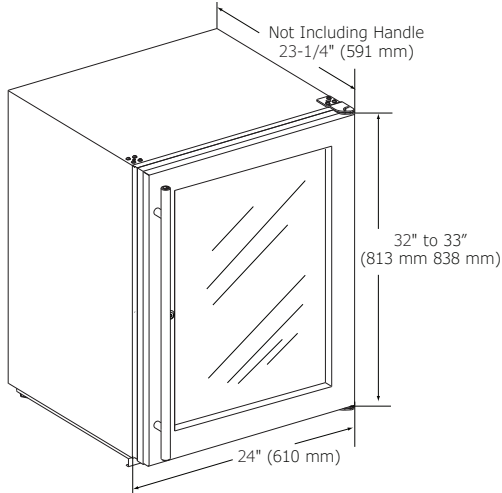
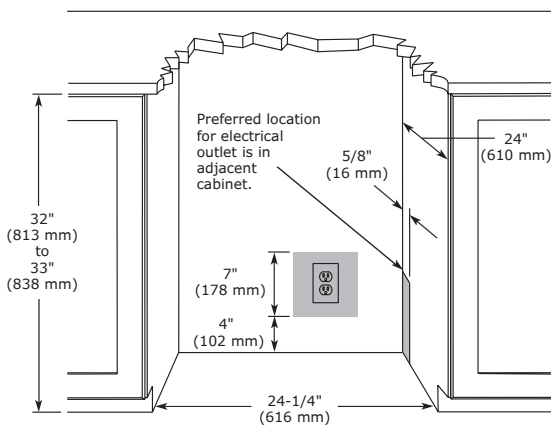
<b>PERFORMANCE</b>	<ul style="list-style-type: none"> <li>• Volume of 5.4 cu ft holds up to 70 bottles (12 oz) or 140 cans (12 oz)</li> <li>• Digital Touch Pad Control is conveniently located on upper face of unit</li> <li>• Temperature range: 34°F - 45°F</li> <li>• Convection cooling system rapidly and efficiently takes items to the set temperature</li> </ul>
<b>INTERIOR/EXTERIOR</b>	<ul style="list-style-type: none"> <li>• 32" height meets ADA height requirement yet maximizes allowable space</li> <li>• White interior is illuminated with LED lighting</li> <li>• Three adjustable glass shelves</li> <li>• LowE coated, argon gas filled, dual thermopane glass door provides protection from harmful UV Light</li> <li>• 7/8" diameter stainless steel handle (not included on integrated models)</li> <li>• Door swing is field reversible, and is shipped right-hand hinged</li> <li>• Door lock is standard on stainless and black models</li> </ul>
<b>INTEGRATION</b>	<ul style="list-style-type: none"> <li>• Unit is designed to be built-in or can be freestanding</li> <li>• Four independently adjustable leveling legs provide a precise undercounter fit</li> <li>• Available in the following finishes: Stainless, Integrated, or Black</li> <li>• Integrated model requires 3/4" custom door panel (panels not supplied by U-Line)</li> </ul>

**MODEL DETAILS**

Model	Voltage/Hz	Door Swing	Finish	Shipping Weight
U-ADA24RGLS-13B	115 / 60	Field Reversible	Stainless Frame (Lock)	128 lb
U-ADA24RGLINT-00A	115 / 60	Field Reversible	Integrated Frame	122 lb
U-ADA24RGLB-13B	115 / 60	Field Reversible	Black Frame (Lock)	128 lb

**ADA Series • 24" ADA Glass Door Refrigerator • ADA24RGL**
**DIMENSIONS**

Dimensions shown apply to all finishes, including Integrated (INT) models with 3/4" integrated panel/frame installed.


**CABINET CUT-OUT**

**INSTALLATION NOTES**

When installing adjacent to wall, ensure 2 1/2" clearance on hinged side for 90° door opening, allowing ample room for door handle.

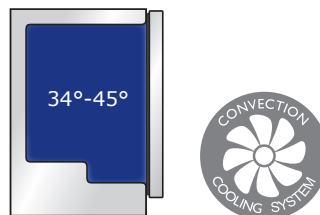
Cutout includes the additional 1/4" width overall to ensure proper installation.

No additional clearance around sides, top or rear of unit is needed for ventilation.

Do not obstruct front grille air flow.

**SPECIFICATIONS**

Model	ADA24RGL
Amps: Running	1.2
Capacity: Bottle (12 oz)	70
Capacity: Can (12 oz)	140
Capacity: Volume (cu ft)	5.4
Control Type	Digital Touch Pad
Dimensions: Product Depth	23 1/4" / 591 mm
Dimensions: Product Height	32" / 813 mm
Dimensions: Product Width	24" / 610 mm
Energy Consumption: Avg. Per Year	300 kWh
ENERGY STAR	No
Panel Height	30 1/4" / 768 mm
Panel Thickness	3/4" / 20 mm
Panel Type	2 3/4" / 70 mm Frame Panel
Panel Width	23 3/4" / 603 mm
Product Weight: Max	122 lb
Refrigerant Type	R600a
Sabbath (Star K Certified)	Yes
Temperature Range	34°F - 45°F

**COOLING SYSTEM**

**ELECTRICAL REQUIREMENTS**

This unit requires a grounded, polarized 115 VAC, 60 Hz, 15 A power supply (normal household current).



Warranty

Please visit [u-line.com](http://u-line.com) to view this model's User Guide & Service Manual. All Specifications are subject to change without notice.