



# DT1A-HS

## One Section Dual Temp Upright



DT1A-HS  
08/04/23  
Item # 13521

Item #: \_\_\_\_\_  
 Project: \_\_\_\_\_  
 Qty: \_\_\_\_\_  
 AIA#: \_\_\_\_\_

**W x D x H**  
27.5" x 35" x 79.5"\*  
\*with 4" casters



*Refrigerator is located  
on top and Freezer  
is on the bottom*

## Features

- ▶ Engineered to maintain NSF-7 temperatures in 100°F ambient
- ▶ Stainless steel exterior front and sides with stainless steel interior top, sides, back, and floor
- ▶ Environmentally friendly R290 Refrigerant

- Cabinet and doors are insulated with 2" CFC free, foamed in place polyurethane
- Solid state digital controller with temperature alarms and LED display (Fahrenheit or Celsius)
- Exclusive "stepped" door design to protect recessed door gasket
- Spring assisted self-closing doors with stay open feature and locks
- Evaporator coils are epoxy electrocoated (E-Coat) to help fight corrosion
- Extruded aluminum flush mount door handle
- Field reversible doors
- Energy efficient LED interior lighting
- Stainless steel shelf supports are adjustable 1" on center
- Evaporator coils are epoxy electrocoated (E-Coat) to help fight corrosion
- Magnetic door gasket is easily removable for cleaning
- Three epoxy coated shelf is standard
- Standard with 4" casters (two with brakes)
- 10 ft. cord and plug



### Dimensions / Capacity

	One Section DT1A-HS	
	Refrigerator	Freezer
Interior Storage Capacity (CF) (AHAM)	10.19 ft <sup>3</sup>	10.19 ft <sup>3</sup>
Overall Width x Depth (including 1" rear channel)	27.5" x 35"	
Height (including 4" casters)	79.5"	
Door Opening Width x Height	21.75" x 27.75"	
Depth with Door Open at 90° (including 1" rear channel)	61.75"	
Adjustable Shelves	3	
Shelf Dimensions (W x D)	21.25" x 26"	
Crated Weight	415 lbs.	
Crated Length x Width x Height	37.5" x 31.5" x 81"	

### Electrical / Refrigeration

	One Section DT1A-HS	
	Refrigerator	Freezer
Voltage	115/60/1	
HACR Breaker	15.0 Amps	
Electrical Connection (NEMA)	5-15P ⚡	
Voltage Range	104-126	
Ambient Temp. Range	45° to 100°F	
Control Setpoint Range	33° to 52°F	- 10° to 10°F
Amperage	5.5	
Energy Consumption (kWh/day) @ASHRAE	4.49	
Heat Rejection (BTU/Hr.) @NSF	168	439
Approx. Nominal Compres. BTU/HR (HP)	988 (1/6HP)	1354 (1/5HP)
Refrigerant / Charge Amount (oz)	R290 (2.1 oz)	R290 (2.5 oz)

### Options

- Foot pedal
- Pan/Tray slides
- Stainless steel back
- Additional epoxy shelves
- Stainless steel shelves
- 6" legs



Valid in United States, Canada, Puerto Rico and U.S. Territories. Contact factory for warranty in other countries.

If GFCI is required, a GFCI breaker MUST be used in lieu of GFCI receptacle

*Hoshizaki reserves the right to change specifications without notice.*



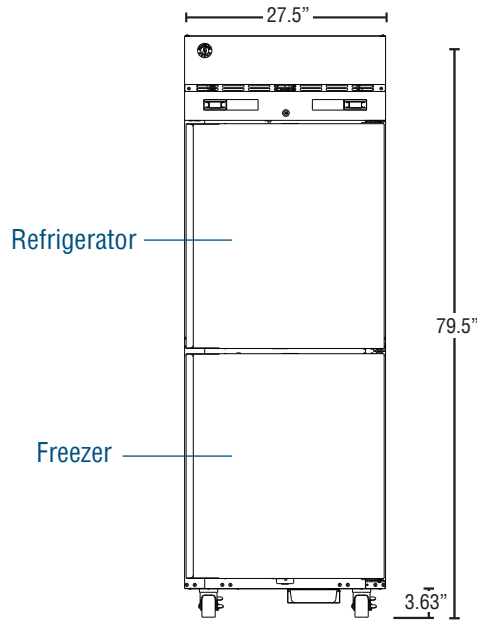
# DT1A-HS

One Section Dual Temp Upright

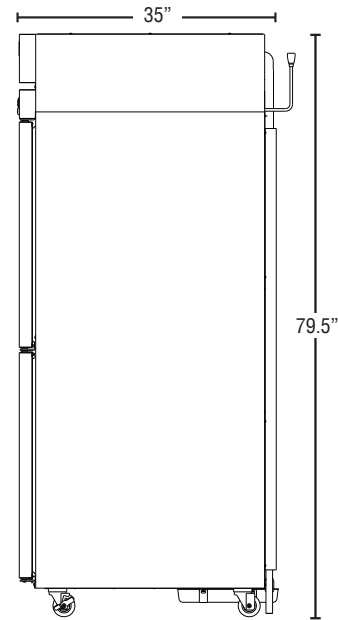


DT1A-HS  
08/04/23  
Item # 13521

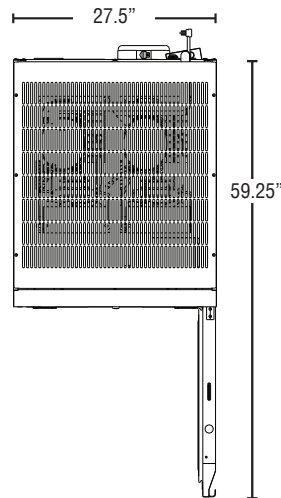
## FRONT VIEW



## SIDE VIEW



## PLAN VIEW



### Cabinet Construction

The exterior cabinet front, and sides, are constructed of high quality stainless steel. The exterior back, bottom and top are constructed of coated steel. The cabinet interior features stainless steel back, sides, and floor with a stainless steel top. Three heavy duty epoxy coated shelf per section is standard. Mounted on stainless steel pilasters the shelves are adjustable in 1" increments. Cabinet walls and doors are insulated with 2" of polyurethane insulation that has zero ozone depletion potential (ODP) and less than one global warming potential (GWP). 4" polyolefin, stem casters (two with brakes) are standard.

### Door Construction

Doors are constructed of a high grade stainless steel exterior and interior and are standard with locks. Hoshizaki's exclusive "stepped" design protects the recessed gasket while product is being removed from the cabinet. Doors are provided with a one piece, full length extruded aluminum flush mount handle and are mounted on eight (8) gauge stainless steel hinge plates with a welded hinge pin. Spring assisted self-closing doors are equipped with a stay open feature past 90 degrees. Snap-in magnetic door gaskets are easily removed for cleaning. Door hinging is field reversible.

### Refrigeration System

The high efficiency refrigeration system is self-contained with an epoxy electrocoated (E-Coat) evaporator for extended life. Top mounted refrigeration system is easily accessible for service. The refrigeration system components are assembled on a high density expanded polypropylene platform that is removable from the main unit. Condensate removal is accomplished with a bottom mounted energy efficient electric evaporation system. A cap tube controls the flow of environmentally friendly R290 refrigerant through the evaporator. **Freezer:** Refrigeration system utilizes a time initiated heated defrost to eliminate any ice on the evaporator coil. **Refrigerator:** Refrigeration system utilizes a time initiated off cycle defrost to eliminate any ice on the evaporator coil. Solid state digital controls monitor the operation and performance of the refrigeration system. The controls also provide visual high and low temperature and high and low voltage alarms. A LED display shows the cabinet temperature and is adjustable to Fahrenheit or Celsius. 115 volt units are equipped with a ten foot cord and plug (20.0 amps or less).