



"WE MAKE THE KITCHEN BETTER!"

ATOSA USA, INC.

Toll Free: 855-855-0399 Email: info@atosausa.com

www.atosa.com | www.atosausa.com

California, Colorado, Florida, Georgia, Illinois,
New Jersey, Ohio, Texas, Washington

Shallow Depth Back Bar Coolers With Glass Doors

Standard Features

- Stainless steel exterior & interior
- Electronic temperature controller
- Maintains temperatures between 35°F – 38°F
- Heavy duty compressor with environmentally friendly R290 refrigerant
- Slide out compressor assembly for easy maintenance
- LED Interior light(s)
- Magnetic door gasket(s) standard for positive door seal
- Door lock(s) standard
- Pre-installed epoxy coated shelves
- Pre-installed casters

Optional Accessories

- Extra shelves – includes 4 shelf clips per shelf
- SBB48GGRAUS1 – Top Left Shelf part#: W040237801, Top Right Shelf, Bottom Shelves part#: W040237701
- SBB59GGRAUS1 – Top Left Shelf part#: W040235801, Top Right Shelf, Bottom Shelves part#: W040235701
- SBB69GGRAUS1 – Top Left Shelf part#: W040238101, Top Right Shelf, Bottom Shelves part#: W040238001

MODELS:

SBB48GGRAUS1 / SBB59GGRAUS1 / SBB69GGRAUS1



SBB48GGRAUS1



SBB59GGRAUS1



SBB69GGRAUS1

For the best results of food preservation we recommend setting your refrigerator between 35°F to 38 °F

1. Don't forget to leave the unit some room to breathe!
2. Please clean the condenser frequently to give the unit more fresh air.



2 YEAR PARTS AND LABOR WARRANTY
5 YEAR COMPRESSOR PART WARRANTY





"WE MAKE THE KITCHEN BETTER!"

ATOSA USA, INC.

Toll Free: 855-855-0399 Email: info@atosausa.com

www.atosa.com | www.atosausa.com

California, Colorado, Florida, Georgia, Illinois,

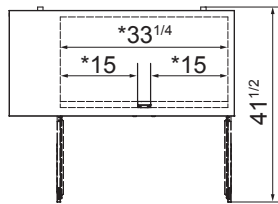
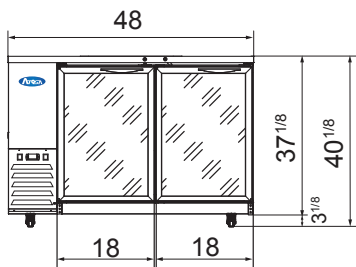
New Jersey, Ohio, Texas, Washington

SPECIFICATIONS

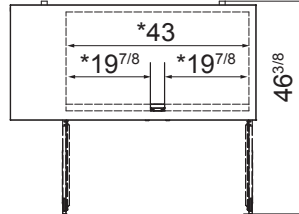
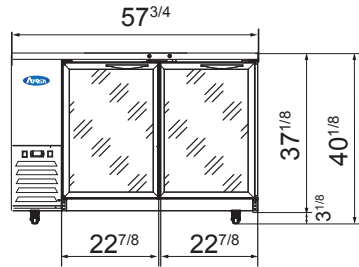
Models	Door	Capacity (Cu.Ft.)	Shelves	Casters (inch)	Amps (A)	Voltage (V/Hz/Ph)	HP	Refrigerant	Exterior Dimensions (inch)	Net Weight (lb)	Gross Weight (lb)
SBB48GGRAUS1	2	11.5	4	2	2.3	115/60/1	1/7	R290	48×24 ^{1/2} ×40 ^{1/8}	205	249
SBB59GGRAUS1	2	15	4	2	2.3	115/60/1	1/7	R290	57 ^{3/4} ×24 ^{1/2} ×40 ^{1/8}	225	269
SBB69GGRAUS1	2	18.6	4	2	2.3	115/60/1	1/7	R290	68×24 ^{1/2} ×40 ^{1/8}	247	298

PLAN VIEW

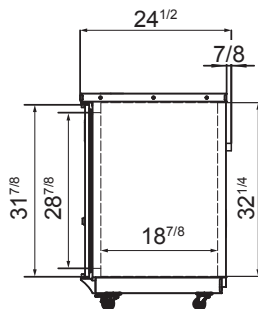
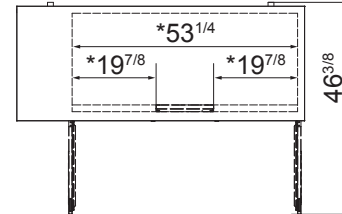
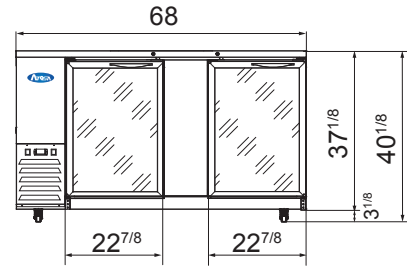
SBB48GGRAUS1



SBB59GGRAUS1



SBB69GGRAUS1



*Interior Dimensions

Epoxy shelves




Door lock



Temperature control



NEMA 5-15P



NEMA 15A/125V