



STAINLESS STEEL  
**DROP-IN SINKS**  
 One Compartment - FOR GENERAL PURPOSE USE



**Sinks Include Faucet & Drain**

*Item #:* \_\_\_\_\_ *Qty #:* \_\_\_\_\_  
*Model #:* \_\_\_\_\_  
*Project #:* \_\_\_\_\_



**DI-1-168**  
18 Gauge



**DI-1-208**  
18 Gauge



**DI-1-2012**  
18 Gauge



**DI-1-30**  
20 Gauge



**DROP-IN FILLER STATION**

**DI-1-9**  
20 Gauge

**LARGEST ONE COMPARTMENT DROP-IN SINK IN THE INDUSTRY!**

**Supplied with K-53 Faucet**

**DI-1-2812**  
16 Gauge



**FEATURES:**

One piece seamless **Deep Drawn** sink bowl design. All sink bowls have a large liberal radii with a minimum dimension of 2" and are rectangular in design for increased capacity.

Self-Rim Design. Mounting clips provided accommodates all thicknesses of counter. (Quantity supplied varies based on drop in sink ordered).

- DI-1-30 & DI-1-168:** includes 4" O.C. **K-52** faucet.
- DI-1-208 & DI-1-2012:** includes 4" O.C. **K-50** faucet.
- DI-1-2812:** includes 4" O.C. **K-53** faucet.
- DI-1-9:** includes single hole **K-54** filler faucet.

**DI-1-9** has Removable Electro-Polished stainless steel grill.

**CONSTRUCTION:**

Unit fabricated from one sheet of stainless steel. All bowls are Sound Deadened. Units feature Advance Tabco's **Smart Finish™**.

**MECHANICAL:**

Faucet supply is 1/2" IPS male thread. Deck mounted faucet is furnished with aerator. **DI-1-9** includes deck mounted faucet furnished with "Push-Back" actuator.

**MATERIAL:**

Type 304 series stainless steel. Faucets are brass-nickel plated. Stainless Steel 1-1/2" IPS basket drain.

Available Faucets & Accessories	Model #	Qty
Deck Mounted 8" Swing Spout. 4" O.C.	<b>K-50</b>	
Deck Mounted Gooseneck. 4" O.C.	<b>K-52</b>	
Deck Mounted. 12" Swing Spout. 4" O.C.	<b>K-53</b>	
Water Filler Faucet (Single Hole)*	<b>K-54</b>	
Deck Mounted 8 1/2" Gooseneck. 4" O.C.	<b>K-55</b>	
Deck Mounted Swing w/Spray. 8" O.C.*	<b>K-58</b>	
Deck Mtd. X.H.D. 3 1/2" Gooseneck. 4" O.C.	<b>K-62</b>	
Mounting Clips (Bag of 4).	<b>K-28</b>	

\*REQUIRES **K-472** FAUCET HOLE REVISION



**STANDARD MOUNTING CLIPS**

For countertops over 7/8" and up to 2" thick.  
 Replacement # **K-28** (Per Sink)

**Standard Faucet conforms to NSF 61 Standard 9.  
 Faucets Are AB1953 Lead Free Compliant.**

For Replacement Faucets & Upgrades, Drains & Accessories visit our website at [www.advancetabco.com](http://www.advancetabco.com)



**Customer Service Available To Assist You 1-800-645-3166 8:30 am - 8:00 pm E.S.T.**

For Orders & Customer Service:  
 Email: [customer@advancetabco.com](mailto:customer@advancetabco.com) or Fax: 631-242-6900

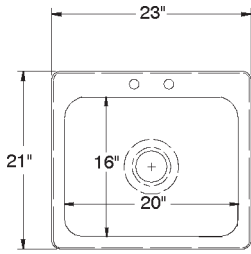
For Smart Fabrication™ Quotes:  
 Email: [smartfab@advancetabco.com](mailto:smartfab@advancetabco.com) or Fax: 631-586-2933

# DIMENSIONS and SPECIFICATIONS

TOL ± .125"

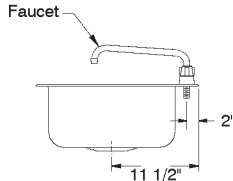
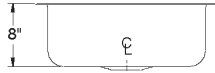
ALL DIMENSIONS ARE TYPICAL

## DI-1-208 & DI-1-2012



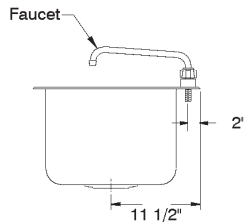
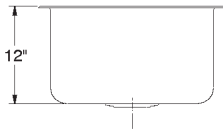
**Cut-Out Size**  
22 1/4" x 20 1/4"  
1 1/4" radius corners

### DI-1-208



Approx. Wt. 18 lbs.

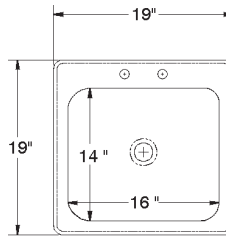
### DI-1-2012



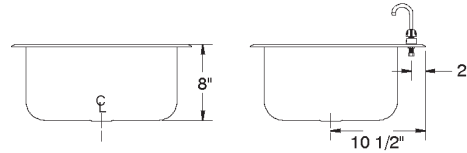
Approx. Wt. 20 lbs.

Supplied with K-50 Faucet

## DI-1-168



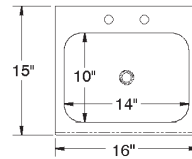
**Cut-out Size**  
18 1/4" x 18 1/4"  
1 1/4" radius corners



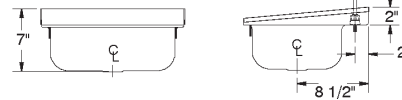
Approx. Wt. 15 lbs.

Supplied with K-52 Faucet

## DI-1-30



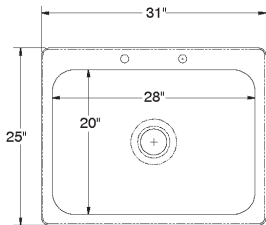
**Cut-Out Size**  
15" x 14 1/4"  
1 1/4" radius corners



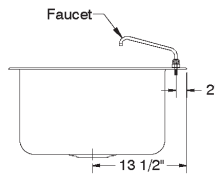
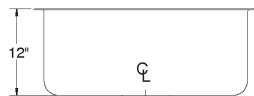
Approx. Wt. 11 lbs.

Supplied with K-52 Faucet

## DI-1-2812



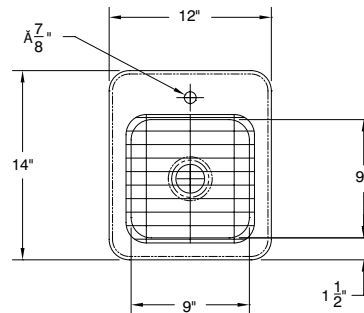
**Cut-out Size**  
30 1/4" x 24 1/4"  
1 1/4" radius corners



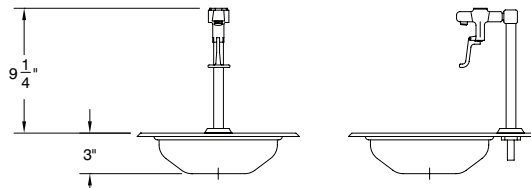
Approx. Wt. 42 lbs.

Supplied with K-53 Faucet

## DI-1-9



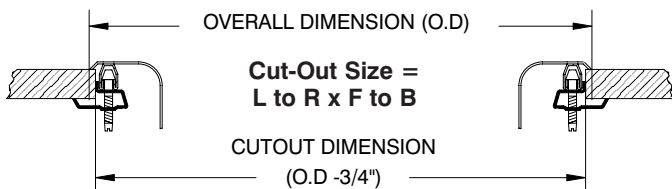
**Cut-Out Size**  
11 1/4" x 13 1/4"  
1 1/4" radius corners



Approx. Wt. 15 lbs.

Supplied with K-54 Faucet

## TYPICAL INSTALLATION



Standard Mounting Clips Fit Countertops Over 7/8" & Up To 2" Thick.

