

## Special Features:

- ✓ Freezer Merchandiser
- ✓ 2 Glass Swing Doors (Self-closing)
- ✓ 54"W x 31.9"D x 81.55"H
- ✓ 43.8 cu. ft. Capacity
- ✓ 8 Shelves
- ✓ 2.5" Caster
- ✓ Black Exterior & White Interior
- ✓ 0-10 °F Temperature Range
- ✓ 1-1/4 HP Bottom Compressor
- ✓ 115v/60hz/1ph, 9 Amps
- ✓ NEMA-5-15P Power Cord
- ✓ 3,650 BTU(LBP)
- ✓ R290 CFC-free Refrigerant
- ✓ Low-e Triple Pane Glass Door
- ✓ Automatic Electric Defrost

## Product Description:

The Empura E-EGM-48FB is a commercial freezer merchandiser designed for high-visibility, mid-volume frozen storage. It offers 43.8 cu ft of capacity, two swinging glass doors (low-emissivity triple-pane), and 8 shelves in a footprint of about 54" W x 31.9" D x 81.55" H. It operates in a 0-10 °F range using a 1¼ HP bottom-mounted compressor, on standard 115V/60Hz power. Features include a self-closing door, automatic electric defrost, 2.5" casters for mobility, black exterior (white interior), and ETL sanitation certification.

**Intended For Commercial Use Only.** Empura assumes no liability for component failure, factory defects or any other damages for units installed in non-commercial foodservice or residential applications.

## About Empura Glass Door Merchandisers:

Empura's glass door merchandisers are commercial display refrigerators designed to showcase products while maintaining food-safe temperatures. They typically feature stainless steel or baked enamel steel exteriors, white aluminum or enamel interiors, and multiple glass doors (swinging or sliding) that are double pane (or triple pane in freezer models) for better insulation.



## TECHNICAL SPECS

Dimensions	
Overall Width	54"
Overall Depth	31.9"
Overall Height	81.55"
Interior Width	49.2"
Interior Depth	27.6"
Interior Height	55.7"
Storage Capacity	43.8 Cu. Ft.
Casters	4
Caster Height	2.5"
Refrigeration	
Refrigerant	R290 CFC-Free
Temperature Range	0-10 °F
BTU (LBP)	3650 BTU
CFC Free	Yes
Defrost Cycle	Automatic

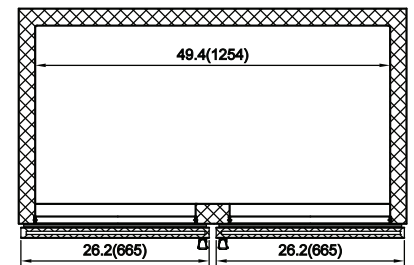
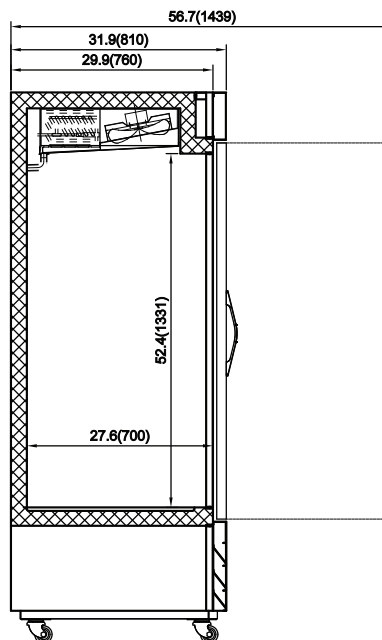
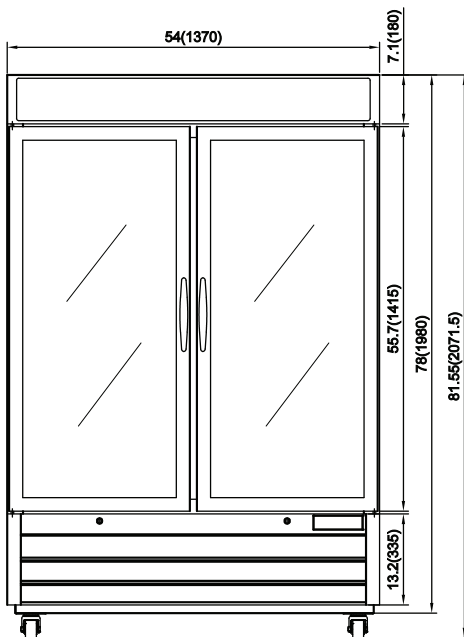
Construction	
Display / Control Type	Digital
Insulation	C5H10
Exterior Materials	Black Painted Steel
Interior Materials	White Painted Steel
Shelves	8
Number of Doors	2
Door Type	Glass Door
Self Closing Doors	Yes
Locking Doors	Yes, Keys Included
Electrical	
Volts / HZ / Phase	115v/ 60Hz / 1 Ph
Amps	9 Amps
Plug Type	5-15P
Shipping	
Ship Weight	567 lbs.

## UNIT VIEW

Front View

Side View

Top View



**Attention CA Residents:** This product can expose you to chemicals including lead, which are known to the State of California to cause cancer, birth defects, or other reproductive harm. For more information, go to [www.p65warnings.ca.gov](http://www.p65warnings.ca.gov)



**NEMA 5-15P Plug:**  
This unit comes with a NEMA 5-15P plug