

GF Series - Hinged Glass Doors Bottom Mount Freezers - 78.5"H



Model No.	Description	Length	Depth	Height	Voltage	Amps	HP/BTUs	Power Cord	Est. Ship Weight
Freezers / Frozen Food									
GF19BM-FF	One Door	26.50"	33.00**	78.375"	115	16.0	1/2	5-20P	390
GF42BM-FF	Two Door	52.25"	33.00**	78.375"	115/208-230	16.0	3/4	L14-20P	590
GF65BM-FF	Three Door	78.00"	33.00**	78.375"	115/208-230	16.0	1	L14-20P	790
GF88BM-FF	Four Door	103.75"	33.00**	78.375"	115/208-230	16.0/16.0	(2) 3/4	L14-20P(2)	1174
Freezers / Low Temp									
GF19BM-LT	One Door	26.50"	33.00**	78.375"	115	12.0	3/4	L14-20P	390
GF42BM-LT	Two Door	52.25"	33.00**	78.375"	115/208-230	16.0	1-1/2	L14-20P	590
GF65BM-LT	Three Door	78.00"	33.00**	78.375"	115/208-230	16.0	1-3/4	L14-20P	790
GF88BM-LT	Four Door	103.75"	33.00**	78.375"	115/208-230	16.0/16.0	(2) 1-1/2	L14-20P(2)	1174

*Depth Without Handle

MODEL NUMBER PREFIX - SC = Self-contained R = Remote
 MODEL NUMBER SUFFIX - W = White B = Black S = Stainless Steel LED = LED lighting
 • Cases are designed to operate at 75 degrees Fahrenheit and 55% relative humidity
 • Cases are equipped with drains; check your local building codes for connection requirements.
 • Specification subject to change without notice
 IF COLORS ARE MIXED AN ADDITIONAL CHARGE WILL APPLY



GF Series - Hinged Glass Doors Bottom Mount Freezers - 78.5"H

Standard Specifications and Optional Features

CONSTRUCTION

- UL Classified to ANSI/NSF 7
- Heavy Duty Construction
- Foamed in place CFC free foam
- Removable front grille for easy servicing
- 1, 2, 3, or 4 Door models available
- Heavy duty edge mounted hinges

INTERIOR

- White aluminum ends and rear (optional black and stainless steel)
- White aluminum floors (optional black and stainless steel)
- Aluminum evaporator fan housing
- 4 Heavy duty epoxy coated shelves per door

EXTERIOR

- White aluminum ends and front (optional black and stainless steel)
- Triple pane glass doors 23-3/4" x 62-1/4"
- Doors - chrome finish (white and stainless steel)
- Doors - black finish (black)

LIGHTING

- Vertical LED light strips - standard
- 1 Dr = 2 LED light strips = 2 Lamps
- 2 Dr = 3 LED light strips = 4 Lamps
- 3 Dr = 4 LED light strips = 6 Lamps
- 4 Dr = 5 LED light strips = 8 Lamps

OPTIONAL FEATURES

- Door swing change
- Digital thermometer
- Extra shelf with clips
- Cantilever shelves
- Door locks
- Stainless steel, laminated or paint

ELECTRICAL REQUIREMENTS

- 10' Cord and plug see technical data
- UL/CUL listed
- 1, 2, 3 Door units, 115V
- 4 Door unit, 115V/208-230V

REFRIGERATION

- Bottom mounted condensing unit
- R513A expansion valve system (SC)
- R448A expansion valve system (R)
- 1, 2, 3 Door units Capillary tube
- 4 Door unit Expansion valve
- Electronically controlled with audio alarm
- Automatic air defrost
- Electric evaporator pan - (115V-separate plug)
- Remote available
- ECM evaporator motors

Important Note:

All refrigerated cases are designed to operate in an environment of 75 degrees and 55% relative humidity. Product must be cooled before being displayed within the case.

DRAIN IS REQUIRED

GF Series - Hinged Glass Doors Bottom Mount Freezers - 78.5"H

Technical Data/Frozen Food Freezers

Model No. FREEZER FROZEN FOOD	SC R	GF19BM-FF R-GF19BM-FF	GF42BM-FF R-GF42BM-FF	GF65BM-FF R-GF65BM-FF	GF88BM-FF R-GF88BM-FF
Length		26.5"	52.25"	78"	103.75"
Height		78.375"	78.375"	78.375"	78.375"
Depth without door handle		33.00"	33.00"	33.00"	33.00"
(Dimensions are +/- 1/4") Operating temperature		5°F to -5°F	5°F to -5°F	5°F to -5°F	5°F to -5°F
Refrigerant	SC	R513A	R513A	R513A	R513A
Remote Expansion Valve	R	R448A	R448A	R448A	R448A
System type		Expansion valve	Expansion valve	Expansion valve	Expansion valve
Compressor size HP	SC	1/2	3/4	1	(2) 3/4
Refrigeration system		Electronic controlled	Electronic controlled	Electronic controlled	Electronic controlled
Defrost per day (24 hours)		Electronic controlled	Electronic controlled	Electronic controlled	Electronic controlled
Defrost per day	R	3 per day	3 per day	3 per day	3 per day
BTU's at -15°F Evap. Temp.	R	2131	3695	5534	7373
Voltage	SC	115	115/208-230	115/208-230	115/208-230
Amperage	SC	16.0	16.0	16.0	16.0/16.0
Voltage	R	115	115/208-230	115/208-230	115/208-230
Amperage, lights, fans, defrost heaters	R	10.5	9.0	11.6	8.8/9.9
Cord and plug	SC	5-20P	L14-20P	L14-20P	(2) L14-20P
	R	NO	NO	NO	NO
Drain electric condensate plug		115V	115V	115V	115V
Exterior color		W, B, S	W, B, S	W, B, S	W, B, S
Interior color		W, B, S	W, B, S	W, B, S	W, B, S
Door size		23.75" x 58.25"	23.75" x 58.25"	23.75" x 58.25"	23.75" x 58.25"
Total shelves		4	8	12	16
Shelf size		(4) 21.25" x 22.50"	(8) 22.75" x 21.50"	(8) 22.75" x 21.50" (4) 25.00" x 21.50"	(8) 20.75" x 21.50" (8) 25.00" x 21.50"
Cubic capacity		19	42	65	88
Shipping Info					
Height		86"	86"	86"	86"
Depth		44"	44"	44"	44"
Length		31"	58"	84"	109"
Gross weight SC/R		410/380	610/570	810/770	1184/1104
Cubic feet		68	127	184	228

(ALL WHITE OR ALL BLACK, NO EXTRA CHARGE—IF COLORS ARE MIXED AN ADDITIONAL CHARGE WILL APPLY)

Prefix

SC = Self Contained
R = Remote

Suffix

B = Black
W = White
S = Stainless Steel
LED = LED lighting

- Cases are designed to operate at 75 degrees Fahrenheit and 55% relative humidity
- Cases are equipped with drains; check your local building codes for connection requirements.
- Specification subject to change without notice
- Remotes supplied with R404A-Expansion Valve* (does not include solenoid valves)
- All refrigerant and expansion values are subject to change per SNAP (EPA) regulations.

GF Series - Hinged Glass Doors Bottom Mount Freezers - 78.5"H

Technical Data/Low Temp Freezers

Model No. FREEZER ICE CREAM	SC R	GF19BM-IC-LT R-GF19BM-IC-LT	GF42BM-IC-LT R-GF42BM-IC-LT	GF65BM-IC-LT R-GF65BM-IC-LT	GF88BM-IC-LT R-GR88BM-IC-LT
Length		26.5"	52.25"	78"	103.75"
Height		78.375"	78.375"	78.375"	78.375"
Depth without door handle		33.00"	33.00"	33.00"	33.00"
<i>(Dimensions are +/- 1/4")</i>					
Operating temperature		0°F to -10°F+	0°F to -10°F+	0°F to -10°F+	0°F to -10°F+
Refrigerant	SC	R513A	R513A	R513A	R513A
Remote Expansion Valve	R	R448A	R448A	R448A	R448A
System type		Expansion valve	Expansion valve	Expansion valve	Expansion valve
Compressor size HP	SC	3/4	1-1/2	1-3/4	(2) 1-1/2
Refrigeration system		Electronic controlled	Electronic controlled	Electronic controlled	Electronic controlled
Defrost per day (24 hours)		Electronic controlled	Electronic controlled	Electronic controlled	Electronic controlled
Defrost per day	R	3 per day	3 per day	3 per day	3 per day
BTU's at -35°F Evap. Temp.	R	2311	4019	6002	7986
Voltage	SC	115/208-23	115/208-230	115/208-230	115/208-230
Amperage	SC	12.0	16.0	16.0	16.0/16.0
Voltage	R	115	115/208-230	115/208-230	115/208-230
Amperage, lights, fans, defrost heaters	R	10.5	9.0	11.6	8.8/9.9
Cord and plug	SC	L14-20P	L14-20P	L14-20P	(2) L14-20P
	R	NO	NO	NO	NO
Exterior color		W, B, S	W, B, S	W, B, S	W, B, S
Interior color		W, B, S	W, B, S	W, B, S	W, B, S
Door size		23.75" x 58.25"	23.75" x 58.25"	23.75" x 58.25"	23.75" x 58.25"
Total shelves		4	8	12	16
Shelf size		(4) 21.25" x 22.50"	(8) 21.25" x 22.50"	(8) 22.75" x 21.50" (4) 25.00" x 21.50"	(8) 22.75" x 21.50" (8) 25.00" x 21.50"
Cubic capacity		19	42	65	88
Shipping Info					
Height		86"	86"	86"	86"
Depth		44"	44"	44"	44"
Length		31"	58"	84"	109"
Gross weight SC/R		410/380	610/570	810/770	1184/1104
Cubic feet		68	127	184	228

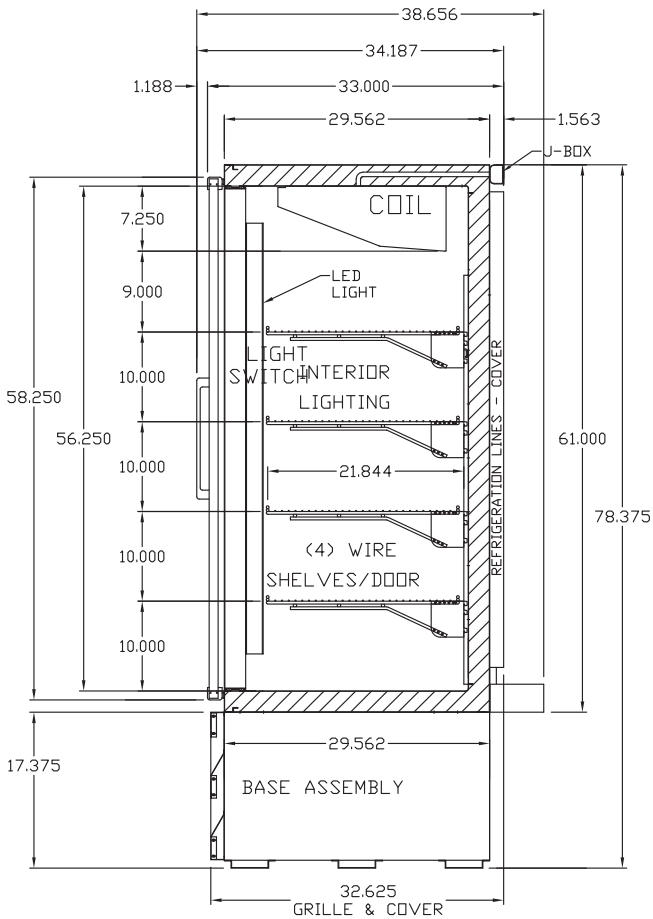
(ALL WHITE OR ALL BLACK, NO EXTRA CHARGE—IF COLORS ARE MIXED AN ADDITIONAL CHARGE WILL APPLY)

Prefix	Suffix
SC = Self-contained	B = Black
R = Remote	W = White
	S = Stainless Steel
	LED = LED lighting

- Cases are designed to operate at 75 degrees Fahrenheit and 55% relative humidity
- Cases are equipped with drains; check your local building codes for connection requirements.
- Specification subject to change without notice
- Remotes supplied with R513A-Expansion Valve* (does not include solenoid valves)
- All refrigerant and expansion values are subject to change per SNAP (EPA) regulations.

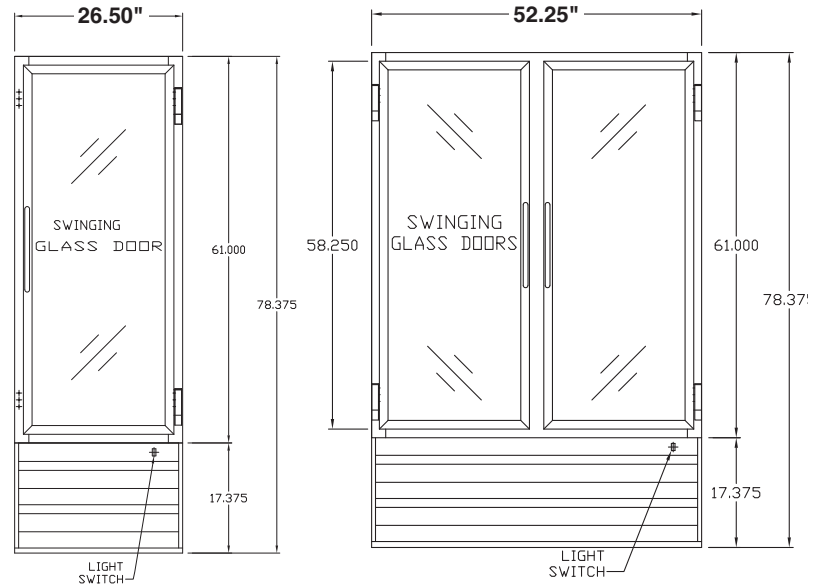
GR Series - Hinged Glass Doors Bottom Mount Refrigerators - 78.5"H Technical Data • Side View

Cross Section



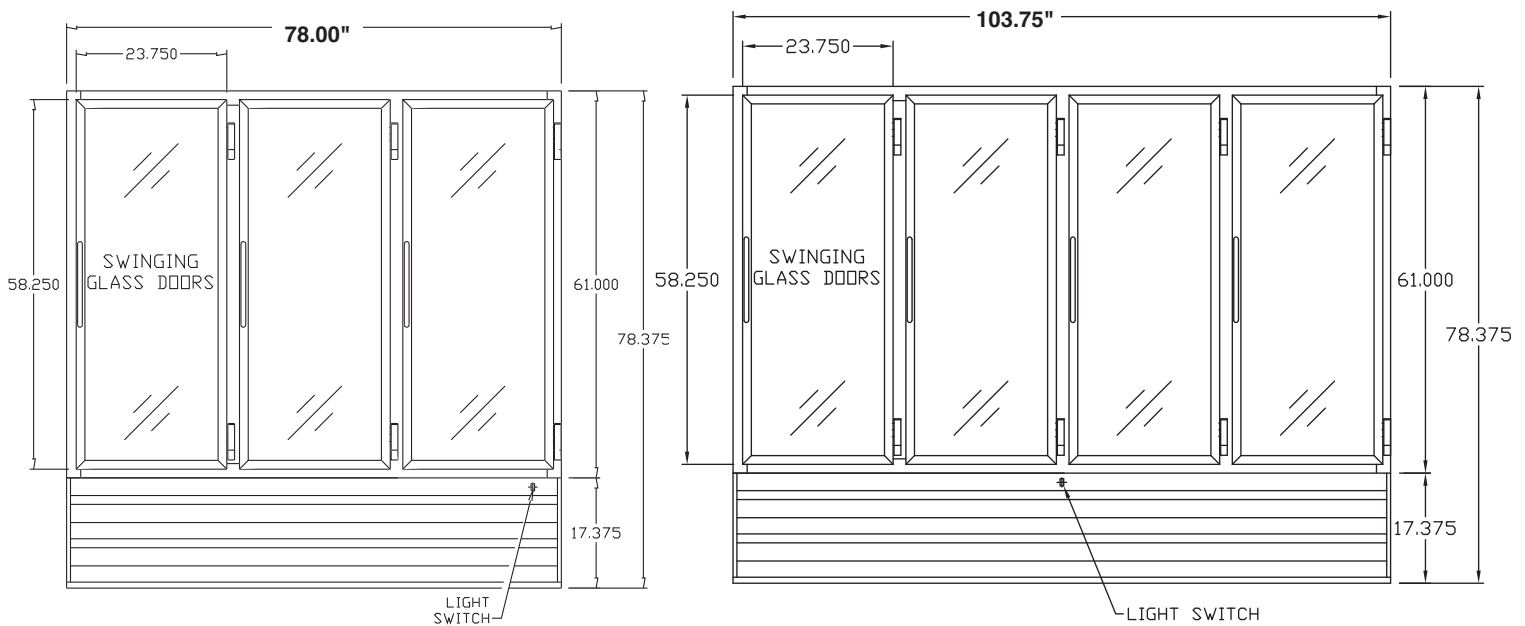
Front Views

Swinging Glass Doors



Front Views

Swinging Glass Doors



GR Series - Hinged Glass Doors Bottom Mount Refrigerators - 78.5"H Technical Data • Top Views

