



ITEM #: _____ QTY: _____
 MODEL #: _____
 PROJECT NAME: _____

112117

3601 S. Banker St. Effingham, IL 62401 • P.O. BOX 609 • Ph: (888) 431-2667 • Fax: (800) 433-2667

"EBHS4" ENCLOSED BASE TABLES 14GA
STAINLESS TOP - HINGED



FEATURES:

- 14 GAUGE STAINLESS STEEL FLAT TOP
- HINGED DOOR STYLE
- TYPE 300 STAINLESS STEEL WITH #4 POLISH, SATIN FINISH
- TOP IS SOUND DEADENED
- REINFORCED WITH 1"X2" CHANNEL RUNNING ENTIRE LENGTH OF TABLE
- 1-1/2" STALLION EDGE ON FRONT AND REAR WITH SIDE EDGES 90 DEGREE BEND DOWN FOR TABLE LINE-UP
- STAINLESS STEEL BASE AND UNDERSHELF
- UNDERSHELF IS SECURED IN A FIXED POSITION, 10" ABOVE FLOOR
- SHIPPED STANDARD WELDED SET-UP
- NSF CERTIFIED

CONSTRUCTION:

- TOP: STAINLESS STEEL TOPS ARE TIG WELDED, EXPOSED WELDS ARE POLISHED TO MATCH ADJACENT SURFACE

MATERIAL:

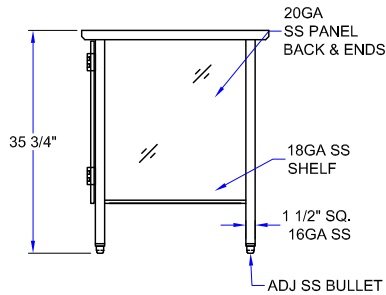
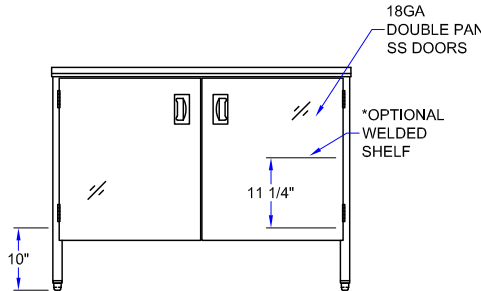
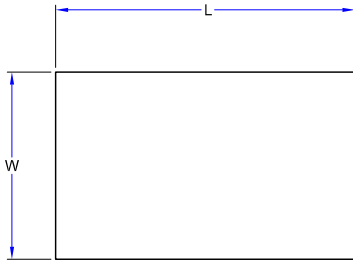
- TOP: 14 GAUGE STAINLESS STEEL TYPE 300 STAINLESS STEEL WITH #4 POLISH, SATIN FINISH
- SHELF: 18 GAUGE TYPE 300 STAINLESS STEEL, #4 POLISH WITH SATIN FINISH
- LEGS: 1-1/2" SQUARE O.D., 16 GAUGE TUBULAR STAINLESS STEEL
- PANELS: 20 GAUGE TYPE 300 STAINLESS STEEL, #4 POLISH WITH SATIN FINISH
- FEET: 1" ADJUSTABLE STAINLESS STEEL BULLET FEET



ENCLOSED BASE TABLES 14GA

24" WIDTH	QTY	30" WIDTH	QTY
EBHS4-2436		EBHS4-3036	
EBHS4-2448		EBHS4-3048	
EBHS4-2460		EBHS4-3060	
EBHS4-2472		EBHS4-3072	
EBHS4-2484		EBHS4-3084	
EBHS4-2496		EBHS4-3096	
EBHS4-24108		EBHS4-30108	
EBHS4-24120		EBHS4-30120	
EBHS4-24132		EBHS4-30132	
EBHS4-24144		EBHS4-30144	

DETAILED SPECIFICATIONS



ENCLOSED BASE TABLES 14GA

LENGTH	LEGS	24" WIDTH	WEIGHT (LBS)	30" WIDTH	WEIGHT (LBS)
36"	4	EBHS4-2436	185	EBHS4-3036	198
48"	4	EBHS4-2448	212	EBHS4-3048	225
60"	4	EBHS4-2460	249	EBHS4-3060	260
72"	4	EBHS4-2472	257	EBHS4-3072	265
84"	6	EBHS4-2484	275	EBHS4-3084	285
96"	6	EBHS4-2496	290	EBHS4-3096	305
108"	6	EBHS4-24108	315	EBHS4-30108	330
120"	6	EBHS4-24120	340	EBHS4-30120	365
132"	6	EBHS4-24132	370	EBHS4-30132	385
144"	6	EBHS4-24144	415	EBHS4-30144	430

MODEL # STRUCTURE

S = STAINLESS 4 = GAUGE
 H = HINGED 24 = WIDTH - FRONT TO BACK
 EB = ENCLOSED BASE TABLE 36 = LENGTH - LEFT TO RIGHT

EBHS4-2436

SOME UNITS SHIP UNASSEMBLED FOR REDUCED SHIPPING COST. ALL DIMENSIONS ARE TYPICAL. TOLERANCE +/- .500"

John Boos & Co. is constantly engaged in a program of improving products and therefore reserves the right to change specifications without prior notice.



3601 S. Banker St. • Effingham, IL 62401 • PO BOX 609 • quotes@johnboos.com

050922



www.johnboos.com

549