

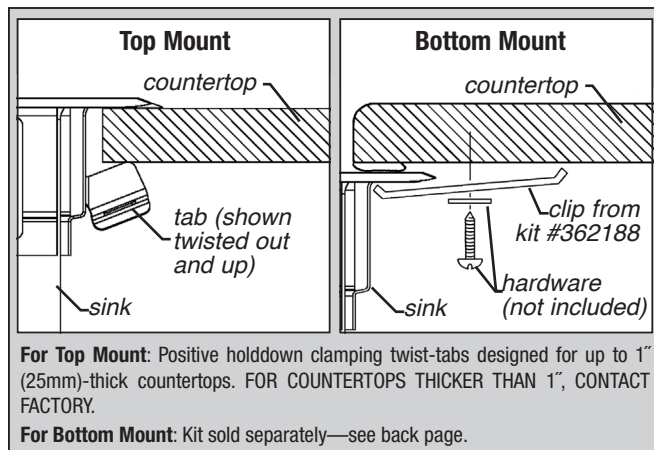


Profit from the Eagle Advantage®

Specification Sheet

Short Form Specifications

Eagle Fabricated Countertop Drop-In Sink With No Deck, model _____, Sinks are type 300 stainless steel, self rimming. 1 1/8" trim on all four sides. Positive holddown clamping tabs for top mount.



Item No.: _____
 Project No.: _____
 S.I.S. No.: _____

Fabricated Countertop Drop-In Sinks With No Deck

MODELS:

- SR12-14-9.5-1-ND
- SR12-14-9.5-2-ND
- SR12-14-9.5-3-ND
- SR14-16-9.5-1-ND
- SR14-16-9.5-2-ND
- SR14-16-9.5-3-ND
- SR16-13.5-10-1-ND
- SR21-15.75-10-1-ND
- SR22-22-13.5-1-ND
- SR22-22-13.5-2-ND
- SR28-16-11.5-1-ND
- 362188

Design and Construction Features

- Sinks can be mounted onto top or bottom of countertop. For bottom mount, order kit #362188 (see back page).
- Heavy gauge type 300 series stainless steel fabricated bowls.
- All sinks feature 1 1/8" (35mm) trim on all four sides of sink.
- 16 gauge industrial grade construction and quality.
- 4 3/4" (121mm) sump in sink bowl.
- 3 1/2" (89mm) basket drain with 1 1/2" (38mm) outlet.
- Self rimming.
- 16 gauge bowls are fabricated. See EG20.17A for sinks with 18 or 20 gauge deep-drawn bowls.

Options / Accessories

- P-trap
- Sound deadening (add suffix "-SD")
- Overflow hole (add suffix "-OF")
- Twist or lever drain bracket (add suffix "-TB")

EAGLE GROUP

100 Industrial Boulevard, Clayton, DE 19938-8903 USA
 Phone: 302-653-3000 • 800-441-8440 • Fax: 302-653-2065
 www.eaglegrp.com
 www.eaglehmc.com

For custom configuration or fabrication needs, contact our SpecFAB® Division.
 Phone: 302-653-3000 • Fax: 302-653-2065 • e-mail: quotes@eaglegrp.com



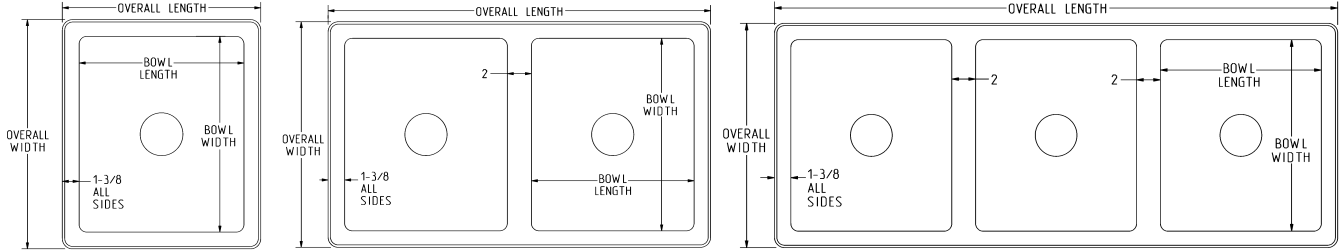
EG20.17B Rev. 04/24

Spec sheets available for viewing, printing or downloading from our online literature library at our websites



Item No.: _____
 Project No.: _____
 S.I.S. No.: _____

Fabricated Countertop Drop-In Sinks With No Deck



NOTE: width = front-to-back, length = side-to-side

One-Compartment Sinks

model #	inside bowl dimensions width x length x depth in. mm	overall dimensions width x length in. mm	cutout for top mount width x length in. mm	cutout for bottom mount width x length in. mm	weight lbs. kg	gauge*
SR12-14-9.5-1-ND	14" x 12" x 9 1/2" 356 x 305 x 241	16 5/8" x 14 3/4" 422 x 375	15 1/4" x 13 1/4" 387 x 337	14 5/8" x 12 3/8" 365 x 314	14 6.4	16
SR14-16-9.5-1-ND	16" x 14" x 9 1/2" 406 x 356 x 241	18 5/8" x 16 3/4" 473 x 425	17 1/4" x 15 1/4" 438 x 387	16 5/8" x 14 3/8" 422 x 372	23 10.4	16
SR16-13.5-10-1-ND	16" x 13 1/2" x 10" 406 x 343 x 254	19" x 18" 483 x 457	17 5/8" x 16 5/8" 448 x 422	16" x 13 1/2" 406 x 343	29 13.2	16
SR21-15.75-10-1-ND	21" x 15 3/4" x 10" 533 x 400 x 254	25" x 19 1/2" 635 x 495	23 3/4" x 18 1/8" 600 x 460	21" x 15 1/4" 533 x 400	36 16.3	16
SR22-22-13.5-1-ND	22" x 22" x 13 1/2" 559 x 559 x 343	24 5/8" x 24 3/4" 626 x 629	23 3/4" x 23 3/4" 591 x 591	22 5/8" x 22 5/8" 575 x 575	34 15.4	16
SR28-16-11.5-1-ND	28" x 16" x 11 1/2" 711 x 406 x 292	31" x 19 1/2" 787 x 495	29 5/8" x 18 1/8" 752 x 460	28" x 16" 711 x 406	46 20.9	16

Two-Compartment Sinks

model #	inside bowl dimensions width x length x depth in. mm	overall dimensions width x length in. mm	cutout for top mount width x length in. mm	cutout for bottom mount width x length in. mm	weight lbs. kg	gauge
SR12-14-9.5-2-ND	14" x 12" x 9 1/2" 356 x 305 x 241	16 5/8" x 28 3/4" 422 x 730	15 1/4" x 27 1/4" 387 x 692	14 5/8" x 26 3/8" 365 x 676	27 12.2	16
SR14-16-9.5-2-ND	16" x 14" x 9 1/2" 406 x 356 x 241	18 5/8" x 32 3/4" 473 x 832	17 1/4" x 31 1/4" 438 x 794	16 5/8" x 30 3/8" 422 x 778	42 19.1	16
SR22-22-13.5-2-ND	22" x 22" x 13 1/2" 559 x 559 x 343	24 5/8" x 48 3/4" 626 x 1238	23 3/4" x 47 1/4" 591 x 1200	22 5/8" x 46 3/8" 575 x 1184	57 25.9	16


Three-Compartment Sinks

model #	inside bowl dimensions width x length x depth in. mm	overall dimensions width x length in. mm	cutout for top mount width x length in. mm	cutout for bottom mount width x length in. mm	weight lbs. kg	gauge
SR12-14-9.5-3-ND	14" x 12" x 9 1/2" 356 x 305 x 241	16 5/8" x 42 3/4" 422 x 1086	15 1/4" x 41 1/4" 387 x 1031	14 5/8" x 40 3/8" 331 x 1032	39 17.6	16
SR14-16-9.5-3-ND	16" x 14" x 9 1/2" 406 x 356 x 241	18 5/8" x 48 3/4" 473 x 1238	17 1/4" x 47 1/4" 438 x 1200	16 5/8" x 46 3/8" 422 x 1184	66 29.9	16

Bottom-Mount Kit

One kit per one-compartment sink, two kits per two-compartment sink, three kits per three-compartment sink.

description	model #
8 undermount clips per kit	362188



undermount clip

EAGLE GROUP
 100 Industrial Boulevard, Clayton, DE 19938-8903 USA
 Phone: 302-653-3000 or 800-441-8440 • Fax: 302-653-2065
 www.eaglegrp.com • www.eaglehmc.com

Printed in U.S.A.
 ©2024 by Eagle Group

Rev. 04/24

Spec sheets available for viewing, printing or downloading from our online literature library at our websites

Although every attempt has been made to ensure the accuracy of the information provided, we cannot be held responsible for typographical or printing errors. Information and specifications are subject to change without notice. Please confirm at time of order.