




DRIP TRAY


SURFACE MOUNT SERIES WITH CUTOUT 8 1/2" X 46"

- Designed specifically for Metropolis™ H draft towers.
- Add European style while creating dispense excitement.
- Condition the glass before pouring - invert glass, push down on sprayer for cold water rinsing.
- Robust 18 gauge stainless steel construction.



DP-MET-H-46GR-Z

Stainless Steel



DP-MET-H-PVD-46GR-Z

PVD Brass / Stainless Steel



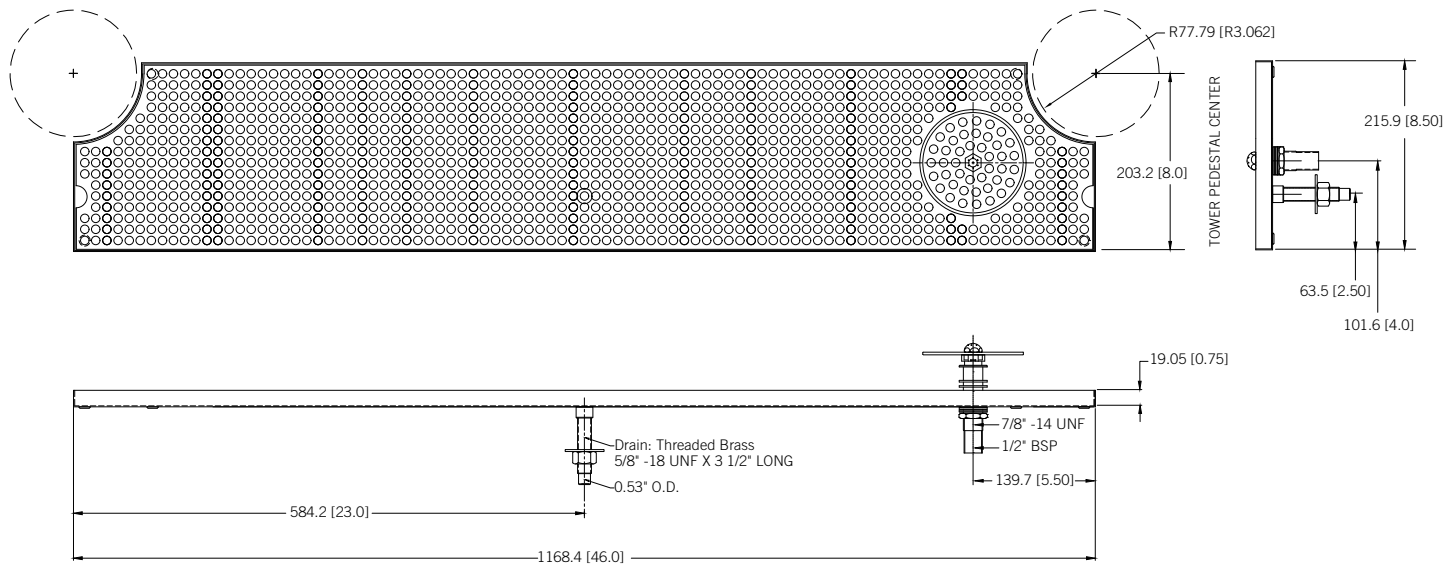
Part No.	Dimensions	Finish	Shipping Weight
□ DP-MET-H-46GR-Z	8 1/2"W x 46"L x 3/4"H	Stainless Steel	TBD
			TBD
□ DP-MET-H-PVD-46GR-Z	8 1/2"W x 46"L x 3/4"H	PVD Brass / Stainless Steel	TBD
			TBD

Rinser Water Inlet Installation

- Always check local plumbing codes first.
- Install in-line water regulator set at 15 PSI from the street water supply.
- Install a shutoff on the rinser water supply.

NOTE: It is recommended a licensed plumber connect the glass rinser to the water supply line. Always use an in-line shut-off and water pressure regulator. Micro Matic shall not be held liable for damage caused by improper installation.

Dimensions



 **MICRO MATIC**
 Toll-Free: 1-866-327-4159
www.micromatic.com

West
 19791 Bahama St.
 Northridge, CA 91324
 Tel. (818) 701-9765
 Fax. (818) 701-9844

Central
 10726 North Second St.
 Machesney Park, IL 61115
 Tel. (815) 968-7557
 Fax. (815) 968-0363

Southeast
 15111 Dispense Ln.
 Brooksville, FL 34604
 Tel. (352) 799-6331
 Fax. (352) 796-2429

Northeast
 4601 Saucon Creek Rd.
 Center Valley, PA 18034
 Tel. (610) 625-4464
 Fax. (610) 625-4466